

Türk Eurotahvilleri



Tanım	Enstrüman	Kupon	Vade ↕	İhraç Büyüklüğü (milyar)	Son	Alış Fiyatı	Satış Fiyatı	Birikmiş Faiz	Alış Getiri (%)	Satış Getiri (%)	Minimum İşlem	Fiyat Performansı		Dur.	Payment Rank
												1A(Δ %)	1Y(Δ %)		
*Vadelerine göre sıralanmıştır.															
USD Cinsinden															
Devlet Eurotahvilleri															
XS1028943089	EXCRTU 5 21	5.00	23/09/21	500	100.35	100.16	100.55	2.18	2.49	-3.45	200,000	-0.30	1.01	0.064	Sr Unsecured
US900123BY51	TURKEY 5.125 22	5.13	25/03/22	1,000	102.03	101.78	102.28	2.21	1.97	1.10	200,000	-0.09	1.95	0.553	Sr Unsecured
XS1684378208	EXCRTU 4.25 22	4.25	18/09/22	500	101.84	101.51	102.17	1.91	2.78	2.15	200,000	0.26	6.80	1.007	Sr Unsecured
US900123BZ27	TURKEY 6.25 22	6.25	26/09/22	2,500	104.17	103.88	104.45	2.67	2.56	2.03	200,000	0.03	2.95	1.017	Sr Unsecured
US900123CA66	TURKEY 3.25 23	3.25	23/03/23	1,500	100.51	100.30	100.72	1.42	3.05	2.78	200,000	0.36	5.74	1.495	Sr Unsecured
XS1496463297	EXCRTU 5.375 23	5.38	24/10/23	500	103.68	103.30	104.06	1.88	3.76	3.40	200,000	0.40	9.37	1.990	Sr Unsecured
US900123CR91	TURKEY 7.25 23	7.25	23/12/23	2,000	108.40	108.06	108.75	1.35	3.59	3.29	200,000	0.26	4.38	2.117	Sr Unsecured
XS1917720911	EXCRTU 8.25 24	8.25	24/01/24	500	109.43	109.28	109.58	0.83	4.15	4.02	200,000	0.28	7.41	2.175	Sr Unsecured
US900123CF53	TURKEY 5.75 24	5.75	22/03/24	2,500	104.30	103.96	104.63	2.52	4.10	3.83	200,000	0.26	5.77	2.319	Sr Unsecured
XS1814962582	EXCRTU 6.125 24	6.13	03/05/24	500	104.64	104.45	104.83	1.99	4.34	4.20	200,000	0.46	8.89	2.415	Sr Unsecured
US900123CV04	TURKEY 6.35 24	6.35	10/08/24	2,250	105.80	105.47	106.12	0.35	4.35	4.12	200,000	0.53	5.61	2.674	Sr Unsecured
US900123CW86	TURKEY 5.6 24	5.60	14/11/24	2,500	103.86	103.48	104.25	1.65	4.42	4.17	200,000	0.61	6.50	2.877	Sr Unsecured
US900123AW05	TURKEY 7.375 25	7.38	05/02/25	3,250	109.15	108.90	109.41	0.51	4.54	4.39	2,000	0.50	5.10	3.029	Sr Unsecured
US900123CX69	TURKEY 4.25 25	4.25	13/03/25	2,000	99.47	99.12	99.82	1.97	4.52	4.30	200,000	0.82	7.60	3.185	Sr Unsecured
US900123CZ18	TURKEY 6.375 25	6.38	14/10/25	2,500	105.78	105.44	106.12	2.41	4.90	4.72	200,000	0.59		3.538	Sr Unsecured
US900123DB31	TURKEY 4.75 26	4.75	26/01/26	1,750	99.70	99.39	100.01	0.45	4.90	4.75	200,000	0.94		3.915	Sr Unsecured
US900123CJ75	TURKEY 4.25 26	4.25	14/04/26	1,500	97.49	97.08	97.89	1.61	4.96	4.76	200,000	0.90	7.44	4.073	Sr Unsecured
XS2332876106	EXCRTU 5.75 26	5.75	06/07/26	750	100.57	100.49	100.66	0.96	5.63	5.59	200,000	0.67		4.148	Sr Unsecured
US900123CK49	TURKEY 4.875 26	4.88	09/10/26	3,000	99.32	98.92	99.72	1.91	5.12	4.94	200,000	0.79	7.75	4.386	Sr Unsecured
US900123CL22	TURKEY 6 27	6.00	25/03/27	3,250	103.41	103.04	103.79	2.58	5.36	5.21	200,000	0.57	6.80	4.593	Sr Unsecured
US900123CP36	TURKEY 5.125 28	5.13	17/02/28	2,000	98.95	98.65	99.24	0.19	5.37	5.26	200,000	1.10	7.67	5.423	Sr Unsecured
US900123CQ19	TURKEY 6.125 28	6.13	24/10/28	2,000	103.71	103.42	104.00	2.14	5.54	5.44	200,000	0.96	7.62	5.650	Sr Unsecured
US900123CT57	TURKEY 7.625 29	7.63	26/04/29	3,000	111.50	111.13	111.88	2.63	5.80	5.69	200,000	1.12	6.96	5.741	Sr Unsecured
US900123AL40	TURKEY 11.875 30	11.88	15/01/30	1,500	140.47	140.00	140.93	1.48	5.78	5.67	1,000	0.91	5.60	5.777	Sr Unsecured
US900123CY43	TURKEY 5.25 30	5.25	13/03/30	2,000	96.79	96.42	97.16	2.44	5.79	5.67	200,000	0.97	7.31	6.598	Sr Unsecured
US900123DA57	TURKEY 5.95 31	5.95	15/01/31	2,250	100.08	99.72	100.44	0.74	5.99	5.89	200,000	1.31		7.058	Sr Unsecured
US900123DC14	TURKEY 5.875 31	5.88	26/06/31	1,750	99.25	98.87	99.62	1.04	6.03	5.93	200,000	1.38		7.296	Sr Unsecured
US900123AT75	TURKEY 8 34	8.00	14/02/34	1,500	114.42	114.03	114.81	0.36	6.35	6.27	2,000	1.26	6.99	8.132	Sr Unsecured
US900123AY60	TURKEY 6.875 36	6.88	17/03/36	2,750	103.35	103.02	103.68	3.11	6.55	6.48	2,000	1.47	7.13	8.941	Sr Unsecured
US900123BB58	TURKEY 7.25 38	7.25	05/03/38	1,000	107.27	106.89	107.66	3.52	6.56	6.49	2,000	1.46	8.54	9.492	Sr Unsecured
US900123BG46	TURKEY 6.75 40	6.75	30/05/40	2,000	100.19	99.69	100.69	1.69	6.78	6.68	100,000	1.33	7.37	10.386	Sr Unsecured
US900123BJ84	TURKEY 6 41	6.00	14/01/41	3,000	92.33	91.90	92.75	0.77	6.76	6.67	200,000	1.23	6.52	10.919	Sr Unsecured
US900123CB40	TURKEY 4.875 43	4.88	16/04/43	3,000	81.92	81.60	82.24	1.81	6.47	6.40	200,000	1.87	5.23	12.031	Sr Unsecured
US900123CG37	TURKEY 6.625 45	6.63	17/02/45	3,000	97.62	97.32	97.92	0.24	6.86	6.80	200,000	1.82	7.79	11.656	Sr Unsecured
US900123CM05	TURKEY 5.75 47	5.75	11/05/47	3,500	88.42	88.10	88.74	1.74	6.73	6.67	200,000	2.39	7.73	12.316	Sr Unsecured

Türk Eurotahvilleri



Tanım	Enstrüman	Kupon	Vade ↕	İhraç Büyüklüğü (milyar)	Son	Alış Fiyatı	Satış Fiyatı	Birikmiş Faiz	Alış Getiri (%)	Satış Getiri (%)	Minimum İşlem	Fiyat Performansı		Dur.	Payment Rank
												1A(Δ %)	1Y(Δ %)		
*Vadelerine göre sıralanmıştır.															
Sukuk															
XS1816199373	TURKSK 5.8 22	5.80	21/02/22	2,000	101.83	101.68	101.99	0.15	2.23	1.58	200,000	-0.25	1.80	0.471	Sr Unsecured
XS1586385178	TURKSK 5.004 23	5.00	06/04/23	1,250	102.65	102.50	102.79	2.00	3.39	3.20	200,000	0.05	5.13	1.505	Sr Unsecured
XS1141043296	TURKSK 4.489 24	4.49	25/11/24	1,000	101.66	101.33	101.99	1.20	4.04	3.83	200,000	0.08	8.47	2.955	Sr Unsecured
XS2351109116	TURKSK 5.125 26	5.13	22/06/26	2,500	100.69	100.58	100.81	0.97	4.99	4.93	200,000	0.32		4.183	Sr Unsecured

Özel Sektör Eurotahvilleri

Finansal Kuruluşlar

XS1390320981	ISCTR 5.375 21	5.38	06/10/21	750	100.56	100.24	100.88	2.15	2.93	-3.34	200,000	-0.32	0.97	0.100	Sr Unsecured
XS1508914691	VAKBN 5.5 21	5.50	27/10/21	500	100.78	100.53	101.02	1.88	2.10	-0.93	200,000	-0.36	1.29	0.158	Sr Unsecured
XS1571399754	YKBNK 5.75 22	5.75	24/02/22	600	102.04	101.73	102.34	0.10	2.13	0.89	200,000	-0.10	2.70	0.480	Sr Unsecured
XS1508390090	ISCTR 5.5 22	5.50	21/04/22	600	102.25	101.81	102.70	1.97	2.63	1.27	200,000	-0.10	3.98	0.622	Sr Unsecured
XS1605397394	TCZIRA 5.125 22	5.13	03/05/22	600	101.96	101.63	102.29	1.67	2.66	1.69	200,000	0.00	5.14	0.656	Sr Unsecured
XS1613091500	QNBFB 4.875 22	7.50	19/05/22	750	102.21	101.95	102.47	1.37	2.13	1.41	200,000	-0.14	3.08	0.702	Sr Unsecured
XS1622626379	VAKBN 5.625 22	5.63	30/05/22	500	102.53	102.36	102.70	1.41	2.42	1.98	200,000	-0.05	4.56	0.729	Sr Unsecured
USM8931TAF68	GARAN 5.25 22	5.25	13/09/22	750	103.29	102.98	103.59	2.44	2.32	1.74	200,000	0.04	4.38	0.989	Sr Unsecured
USM0375YAK49	AKBNK 5 22	5.00	24/10/22	500	103.00	102.66	103.34	1.75	2.64	2.05	150,000	0.12	4.99	1.102	Sr Unsecured
XS0847042024	ISCTR 6 22	6.00	24/10/22	1,000	103.05	102.39	103.71	2.10	3.85	2.70	200,000	0.23	7.06	1.090	Subordinated
XS0849728190	VAKBN 6 22	6.00	01/11/22	672	103.01	102.55	103.46	1.98	3.75	2.96	200,000	0.27	6.81	1.108	Subordinated
XS0861979440	YKBNK 5.5 22	5.50	06/12/22	1,000	102.85	102.36	103.35	1.28	3.57	2.79	200,000	0.26	6.46	1.208	Subordinated
XS1750996206	TSKBTI 5.5 23	5.50	16/01/23	350	103.19	102.94	103.43	0.67	3.29	2.94	200,000	0.32	7.80	1.318	Sr Unsecured
XS1711581337	FCFIN 6 23	6.00	25/01/23	300	102.33	101.67	102.98	0.58	4.75	3.80	200,000	0.50	7.62	1.332	Sr Unsecured
XS1760780731	VAKBN 5.75 23	5.75	30/01/23	650	103.69	103.45	103.92	0.48	3.23	2.91	200,000	0.36	8.17	1.355	Sr Unsecured
XS1576037284	GARAN 5.875 23	5.88	16/03/23	500	105.00	104.79	105.20	2.68	2.69	2.42	200,000	0.07	6.01	1.445	Sr Unsecured
XS1788516679	YKBNK 6.1 23	6.10	16/03/23	500	104.32	104.15	104.49	2.78	3.32	3.10	200,000	0.17	6.95	1.437	Sr Unsecured
XS1691349010	TCZIRA 5.125 23	5.13	29/09/23	500	103.13	102.74	103.53	2.15	3.74	3.36	200,000	0.37	9.96	1.927	Sr Unsecured
XS1003016018	ISCTR 7.85 23	7.85	10/12/23	400	108.23	107.55	108.90	1.74	4.33	3.73	200,000	0.91	7.20	2.063	Subordinated
XS1970705528	VAKBN 8.125 24	8.13	28/03/24	600	109.54	109.37	109.71	3.43	4.25	4.12	200,000	0.38	8.54	2.269	Sr Unsecured
XS1578203462	ISCTR 6.125 24	6.13	25/04/24	1,250	104.48	104.03	104.92	2.13	4.49	4.14	200,000	0.10	9.63	2.393	Sr Unsecured
XS1634372954	YKBNK 5.85 24	5.85	21/06/24	500	103.86	103.43	104.28	1.12	4.53	4.21	200,000	0.67	9.95	2.552	Sr Unsecured
XS1959391019	QNBFB 6.875 24	6.88	07/09/24	650	109.53	109.27	109.78	3.30	3.61	3.44	200,000	0.14	7.78	2.662	Sr Unsecured
XS1958649854	YKBNK 8.25 24	8.25	15/10/24	500	110.26	110.04	110.49	3.09	4.75	4.61	200,000	0.52	8.45	2.696	Sr Unsecured
XS2100270508	TSKBTI 6 25	6.00	23/01/25	400	102.48	102.00	102.95	0.62	5.35	5.04	200,000	0.32	10.19	3.031	Sr Unsecured
XS2112797290	VAKBN 5.25 25	5.25	05/02/25	750	100.78	100.38	101.17	0.36	5.13	4.87	200,000	0.81	12.12	3.097	Sr Unsecured
XS1210422074	AKBNK 5.125 25	5.13	31/03/25	500	101.40	100.99	101.81	2.14	4.82	4.57	200,000	0.32	9.04	3.179	Sr Unsecured
XS2266963003	VAKBN 6.5 26	6.50	08/01/26	750	103.69	103.35	104.03	0.94	5.62	5.45	200,000	0.72		3.737	Sr Unsecured
XS2281369301	TSKBTI 5.875 26	5.88	14/01/26	350	101.25	100.90	101.60	0.75	5.64	5.46	200,000	0.21		3.790	Sr Unsecured
XS2131335270	AKBNK 6.8 26	6.80	06/02/26	500	106.58	106.14	107.02	0.45	5.23	5.01	200,000	0.42	9.24	3.808	Sr Unsecured
XS2274089288	TCZIRA 5.375 26	5.38	02/03/26	600	99.58	99.20	99.96	3.11	5.58	5.38	200,000	0.69		3.832	Sr Unsecured

Türk Eurotahvilleri



Tanım	Enstrüman	Kupon	Vade ↕	İhraç Büyüklüğü (milyar)	Son	Alış Fiyatı	Satış Fiyatı	Birikmiş Faiz	Alış Getiri (%)	Satış Getiri (%)	Minimum İşlem	Fiyat Performansı		Dur.	Payment Rank
												1A(Δ %)	1Y(Δ %)		
*Vadelerine göre sıralanmıştır.															
XS1574750292	AKBNK 7.2 27	7.20	16/03/27	500	101.94	101.57	102.32	3.28	5.72	5.56	200,000	0.23	10.67	0.518	Subordinated
XS1584113184	TSKBTI 7.625 27	7.63	29/03/27	300	101.73	101.13	102.33	3.20	6.33	6.07	200,000	0.35	8.78	0.550	Subordinated
XS1617531063	GARAN 6.125 27	6.13	24/05/27	750	101.24	100.83	101.65	1.63	5.08	4.92	200,000	0.46	11.41	0.703	Subordinated
XS1655085485	ODEABK 7.625 27	7.63	01/08/27	300	84.26	82.37	86.16	0.61	10.97	9.99	200,000	2.17		0.788	Subordinated
XS1551747733	VAKBN 8 27	8.00	01/11/27	228	103.22	102.50	103.94	2.64	6.51	6.23	200,000	0.62	12.27	1.086	Subordinated
XS1706923148	FCFIN 7.25 27	7.25	09/11/27	150	100.84	100.46	101.21	2.24	6.23	6.09	200,000	0.31	8.66	1.104	Subordinated
XS1386178237	FCFIN 7.75 27	7.75	24/11/27	300	101.43	100.73	102.13	3.36	6.54	6.27	200,000	0.21		1.411	Subordinated
XS1772360803	AKBNK 6.797 28	6.80	27/04/28	400	101.89	101.52	102.25	2.32	5.17	5.04	200,000	0.63	15.43	1.521	Subordinated
XS1623796072	ISCTR 7 28	7.00	29/06/28	500	102.68	102.21	103.14	1.19	5.91	5.75	200,000	0.72	12.76	1.687	Subordinated
XS2106022754	ISCTR 7.75 30	7.75	22/01/30	750	104.86	104.38	105.33	0.82	6.62	6.47	200,000	1.00	12.44	2.946	Subordinated
XS2286436451	YKBNK 7.875 31	7.88	22/01/31	500	105.74	105.35	106.14	0.85	7.23	7.12	200,000	1.24		3.671	Subordinated
XS2355183091	AKBNK 6.8 31	6.80	22/06/31	500	101.40	101.25	101.56	1.28	6.67	6.62	200,000	1.11		4.009	Sr Unsecured
XS1867595750	YKBNK 13.875 PERP	13.88		650	117.13	116.58	117.69	1.73	10.73	10.63	200,000	1.10		2.037	JR Subordinated
Finans Dışı															
XS1505149325	KFINKK 5.136 21	5.14	02/11/21	500	100.43	100.03	100.83	1.70	4.86	0.34	200,000	-0.08	0.39	0.171	Sr Unsecured
XS1132825099	GLYHO 8.125 21	8.13	14/11/21	0	0.00	0.00	0.00	1.49	0.00	0.00	200,000			0.000	Sr Unsecured
XS0848940523	AEFES 3.375 22	3.38	01/11/22	180	102.58	102.32	102.83	1.12	1.36	0.93	200,000	0.02	1.66	1.139	Sr Unsecured
XS1747548532	PETKM 5.875 23	5.88	26/01/23	500	102.64	102.44	102.85	0.55	4.07	3.77	200,000	0.02	3.19	0.401	Sr Unsecured
XS1379145656	KCHOL 5.25 23	5.25	15/03/23	750	103.51	103.11	103.91	2.41	3.17	2.65	200,000	-0.16	2.82	1.221	Sr Unsecured
XS0910932788	ACKAF 5 23	5.00	03/04/23	500	104.03	103.60	104.46	2.04	2.68	2.14	200,000	0.03	3.68	1.504	Sr Unsecured
XS1807502668	RGYAST 7.25 23	7.25	26/04/23	300	98.87	98.41	99.33	2.50	8.29	7.68	200,000	1.92	13.22	1.493	Sr Unsecured
XS1028951264	TURKTI 4.875 24	4.88	19/06/24	500	104.64	104.21	105.08	0.96	3.29	2.97	200,000	-0.27	6.59	2.594	Sr Unsecured
XS1577950402	CCOLAT 4.215 24	4.22	19/09/24	500	105.46	105.13	105.79	1.89	2.46	2.24	200,000	0.22	3.22	2.601	Sr Unsecured
XS1686704948	TUPRST 4.5 24	4.50	18/10/24	700	100.59	100.22	100.97	1.65	4.42	4.17	200,000	-0.10	7.77	2.641	Sr Unsecured
XS1955059420	TURKTI 6.875 25	6.88	28/02/25	500	110.33	110.06	110.60	0.04	3.78	3.62	200,000	-0.34	5.80	3.125	Sr Unsecured
XS1961766596	KCHOL 6.5 25	6.50	11/03/25	750	108.49	108.27	108.71	3.05	3.97	3.84	200,000	-0.11	5.79	2.882	Sr Unsecured
XS1298711729	TCELLT 5.75 25	5.75	15/10/25	500	107.85	107.37	108.33	2.16	3.80	3.56	200,000	-0.20	6.82	3.609	Sr Unsecured
XS2010029234	ISTNBL 6.375 25	6.38	09/12/25	580	100.84	100.46	101.23	1.43	6.25	6.04	200,000	1.11		3.648	Sr Unsecured
XS1961010987	SİSETI 6.95 26	6.95	14/03/26	700	111.50	111.28	111.73	3.20	4.20	4.09	200,000	-0.21	8.52	3.633	Sr Unsecured
XS2337336445	PGSUST 9.25 26	9.25	30/04/26	375	105.96	105.57	106.35	3.08	7.80	7.60	200,000	-0.07		3.009	Sr Unsecured
XS2346915890	ZOREN 9 26	9.00	01/06/26	300	98.62	98.14	99.09	2.23	9.49	9.23	200,000	-0.75		3.449	Sr Unsecured
XS2368781477	AYDEMT 7.75 27	7.75	02/02/27	750	99.89	99.60	100.19	0.60	7.84	7.71	200,000			3.992	Sr Unsecured
XS1803215869	TCELLT 5.8 28	5.80	11/04/28	500	107.99	107.80	108.19	2.24	4.43	4.36	200,000	0.19	8.89	5.230	Sr Unsecured
XS2355105292	AEFES 3.375 28	3.38	29/06/28	500	103.16	102.82	103.50	0.57	2.92	2.81	200,000	0.98		5.852	Sr Unsecured
XS2339789732	LİMİSK 9.5 36	9.50	10/07/36	370	104.44	103.99	104.89	2.69	9.01	8.90	200,000	-0.83		6.553	Sr Unsecured

Türk Eurotahvilleri



Tanım	Enstrüman	Kupon	Vade ↕	İhraç Büyüklüğü (milyar)	Son	Alış Fiyatı	Satış Fiyatı	Birikmiş Faiz	Alış Getiri (%)	Satış Getiri (%)	Minimum İşlem	Fiyat Performansı		Dur.	Payment Rank
												1A(Δ %)	1Y(Δ %)		
*Vadelerine göre sıralanmıştır.															
EUR Cinsinden															
Devlet Eurotahvilleri															
XS0993155398	TURKEY 4.35 21	4.35	12/11/21	1,250	100.92	100.75	101.09	3.48	0.60	-1.05	100,000	-0.31	-0.29	0.200	Sr Unsecured
XS1057340009	TURKEY 4.125 23	4.13	11/04/23	1,000	103.86	103.46	104.27	1.60	1.92	1.42	100,000	0.12	3.93	1.546	Sr Unsecured
XS1843443356	TURKEY 4.625 25	4.63	31/03/25	1,250	104.50	104.25	104.75	1.94	3.34	3.19	100,000	0.58	6.89	3.225	Sr Unsecured
XS1629918415	TURKEY 3.25 25	3.25	14/06/25	1,000	100.13	99.79	100.47	0.69	3.31	3.11	100,000	1.05	9.59	3.489	Sr Unsecured
XS1909184753	TURKEY 5.2 26	5.20	16/02/26	1,500	106.36	106.03	106.70	2.79	3.70	3.55	100,000	1.16	8.34	3.870	Sr Unsecured
XS2361850527	TURKEY 4.375 27	4.38	08/07/27	1,500	102.58	102.22	102.93	0.65	3.94	3.81	100,000	2.17		5.070	
Özel Sektör Eurotahvilleri															
Finansal Kuruluşlar															
Finans Dışı															
XS1109959467	ACKAF 3.875 21	3.88	16/09/21	350	100.15	100.13	100.17	3.71	0.91	-0.10	100,000	-0.27	-1.01	0.044	Sr Unsecured
XS2346972263	ACKAF 3 26	3.00	27/05/26	350	101.86	101.75	101.96	0.79	2.60	2.55	100,000	0.65		4.135	Sr Unsecured
Yen Cinsinden															
Devlet Eurotahvilleri															
JP579200ACF6	TURKEY 1.47 22	1.47	15/03/22	90,000	0.00	0.00	0.00	0.15	0.00	0.00	100,000,000			0.891	Sr Unsecured
JP579200AEM8	TURKEY 1.05 24	1.05	25/09/24	100,000	99.82	99.82	99.82	0.46	1.11	1.11	100,000,000	-0.03	0.15	2.951	Sr Unsecured

Tanım	Kpn%	Vade Tarihi ↕	İhraç Tarihi	Vadeye kalan	İhrac (mn TL)	Hacim (mnTL)			Aynı Gün Valörlü Son İşlem Tarihi	Son Temiz Fiyat	Birikmiş Faiz	Basit Faiz	Bileşik Faiz (%)	Faiz Değ.(Δbp)			3ay Bant				Dur.	Konv.	PVBP * 100
						1G	Toplam	3A St.dev						1G	1H	3A	Min(%)	Mak(%)	Ort(%)	Z-skor			
İskontolu Tahviller																							
TRT130422T13		13/04/22	20/01/21	8 m	2.54	0.90	8.41	1.50	24/08/21	89.682		18.10	18.69	-21	-7		15.19	20.39	16.91	1.18	0.58	0.01	0.51
TRT150622T19		15/06/22	05/05/21	10 m	3.62	0.44	20.66	0.33	27/08/21	87.169		18.40	18.73	11	2		17.96	19.05	18.40	0.98	0.72	0.01	0.60

Sabit Kuponlu Tahviller

TRT220921T18	4.60	22/09/21	28/09/16	1 m	17.91	61.45	453.47	0.90	27/08/21	99.400	4.04	18.54	20.25	-37	21		17.28	20.62	18.91	1.49	0.06	0.00	0.06
TRT201021T25	6.90	20/10/21	23/10/19	2 m	27.16	2.08	40.52	1.25	27/08/21	99.250	5.00	18.16	19.63	-28	-5		15.57	19.91	18.28	1.08	0.12	0.00	0.14
TRT120122T17	4.75	12/01/22	25/01/12	5 m	10.59	9.81	136.68	0.76	27/08/21	96.940	1.25	18.19	19.25	31	-14		16.82	20.48	18.54	0.93	0.34	0.00	0.34
TRT020322T17	5.50	02/03/22	08/03/17	6 m	16.84	48.27	95.57	0.70	27/08/21	96.700	5.47	18.16	18.98	-14	-18	5	16.49	20.46	18.64	0.49	0.43	0.00	0.45
TRT040522T13	4.50	04/05/22	06/05/20	8 m	20.61	0.97	18.09	1.06	19/08/21	94.400	2.65	17.92	18.72	-5	17		15.23	20.11	18.08	0.61	0.63	0.01	0.61
TRT170822T15	5.35	17/08/22	23/08/17	12 m	15.30	0.47	22.61	1.56	25/08/21	93.775	0.24	17.93	18.73		-10		14.65	21.07	17.79	0.61	0.87	0.01	0.82
TRT140922T17	4.25	14/09/22	26/09/12	13 m	10.77	29.99	80.67	1.50	26/08/21	91.400	3.81	17.80	18.59	-8	-17	-3	14.61	19.12	17.45	0.76	0.90	0.01	0.86
TRT091122T10	6.95	09/11/22	11/11/20	15 m	14.12	1.99	24.79	1.81	19/08/21	95.650	3.82	17.98	18.79	-11		7	14.65	20.20	16.74	1.13	1.03	0.02	1.03
TRT180123T10	6.10	18/01/23	24/01/18	17 m	21.03	43.21	94.21	0.31	27/08/21	93.600	1.37	17.56	18.33	-14	-36	-28	17.40	18.96	18.34	-0.03	1.19	0.02	1.13
TRT080323T10	3.55	08/03/23	20/03/13	19 m	16.99	4.02	34.20	1.70	25/08/21	86.100	3.30	17.83	18.62	-6			14.50	20.48	17.59	0.61	1.30	0.02	1.17
TRT140623T19	8.10	14/06/23	20/06/18	22 m	23.34	3.03	105.39	0.57	27/08/21	97.650	3.38	17.73	18.52	-1	-17		15.96	19.90	18.59	-0.12	1.44	0.03	1.46
TRT270923T11	4.40	27/09/23	09/10/13	25 m	12.93	1.32	6.14	2.21	23/08/21	84.650	3.53	17.87	18.67	13	13	26	12.80	20.08	15.78	1.31	1.71	0.04	1.52
TRT181023T19	10.05	18/10/23	24/10/18	26 m	8.21	32.76	1050.98	3.01	27/08/21	103.975	7.29	17.74	18.53	0	-24		9.90	19.41	14.50	1.34	1.58	0.04	1.77
TRT200324T13	5.20	20/03/24	02/04/14	31 m	7.59	0.45	46.36	2.35	10/08/21	85.600	4.00	17.58	18.35	4			12.70	19.75	16.62	0.73	2.04	0.06	1.83
TRT240724T15	4.50	24/07/24	06/08/14	35 m	19.47	2.88	69.49	1.79	27/08/21	81.550	0.84	17.33	18.08	2	-22		13.58	20.17	17.60	0.27	2.34	0.07	1.94
TRT120325T12	4.00	12/03/25	25/03/15	43 m	18.87	42.24	56.57	2.21	26/08/21	76.125	3.58	17.26	18.00	0		-83	13.33	19.80	17.01	0.45	2.70	0.10	2.17
TRT011025T16	6.30	01/10/25	07/10/20	50 m	41.92	181.38	983.43	0.40	27/08/21	87.125	5.05	17.08	17.81	-4	-40	-129	17.46	19.39	18.54	-1.83	2.82	0.11	2.62
TRT110226T13	5.30	11/02/26	24/02/16	54 m	24.88	16.15	172.70	0.40	27/08/21	80.400	0.38	17.04	17.77	4	-31	-132	17.51	19.36	18.49	-1.78	3.24	0.14	2.64
TRT240227T17	5.50	24/02/27	08/03/17	67 m	16.11	5.48	23.92	0.45	25/08/21	78.900	5.32	17.05	17.78	-3	-30	-101	17.43	20.01	18.50	-1.60	3.50	0.17	3.00
TRT110827T16	5.25	11/08/27	23/08/17	72 m	18.79	1.54	116.71	0.49	27/08/21	76.600	0.38	16.86	17.57	0	-41	-133	17.36	19.72	18.33	-1.54	3.95	0.21	3.08
TRT080328T15	6.20	08/03/28	21/03/18	79 m	10.59	0.88	16.59	0.82	27/08/21	82.850	5.69	16.81	17.52	-4	-37	-128	14.49	19.95	18.14	-0.76	3.80	0.21	3.41
TRT131130T14	5.85	13/11/30	25/11/20	112 m	36.99	74.86	748.15	0.49	27/08/21	77.100	3.12	16.62	17.31	-3	-28	-135	17.04	18.96	17.94	-1.30	4.73	0.34	3.85

Değişken Faizli Tahviller

TRT200422T14	7.23	20/04/22	29/04/15	8 m	12.60	28.58	142.13		30/06/21	98.700	2.81										0.37	0.00	0.29
TRT050624T19	7.74	05/06/24	14/06/17	34 m	12.74	0.49	5.39		31/12/20	98.001	0.69										0.59	0.01	0.40
TRT020725T10	8.05	02/07/25	11/07/18	47 m	2.83	0.55	0.74		31/12/19	100.000	10.00										0.40	0.01	0.02
TRT060825T15	8.99	06/08/25	15/08/18	48 m	18.08	0.00	204.79		12/08/21		0.10										0.07	0.00	0.44
TRT041126T11	8.11	04/11/26	13/11/19	63 m	17.50	1.05	10.68		31/03/21	99.900	5.17										0.39	0.01	0.12
TRT050527T17	8.11	05/05/27	13/05/20	69 m	20.01	1.04	3.36		31/03/21	99.000	5.17										0.38	0.01	0.11

Özel Sektör Tahvilleri (TL)

Kodu	Enstrüman	Kpn	Vade ↓	İhraç T.	Kpn Sıklık	Bir son. kupon t.	Toplam İhrac	Aynı Gün Valörlü Son İşlem Tarihi	Temiz Fiyat	Birikmiş Faiz	Getiri (%)	FaizΔ Son İki İşgünü Arası			Fiyat Değ.			Hacim Ort.		Dur.	Konv.	PVBP * 100
												1G(Δ)	1H(Δ)	3A(Δ)	1G(Δ)	1H(Δ)	3A(Δ)	1H	3A			
TRDHVKA2124	Halk Varlık Kiralama A.Ş.	18.95	12/10/21	23/06/21		12/10/21	180.00	27/08/21		3.58								0.31	0.12			
TRDBRKE2174	Bereket Varlık Kiralama	0.00	12/10/21	13/08/21		12/10/21	50.00															
TRDZKVE2112	Ziraat Katılım Varlık Kir	18.85	13/10/21	06/07/21		13/10/21	500.00	27/08/21		2.89								0.00	0.06			
TRDVVRKE2135	Vakıf Varlık Kiralama A.	0.00	15/10/21	09/07/21		15/10/21	450.00	03/08/21										0.72	0.06			
TRDKTVKE2128	Kuveyt Türk Kira Sertifi	0.00	15/10/21	16/07/21		15/10/21	200.00	02/08/21										0.00	0.00			
TRDEVKSE2143	Emlak Katılım Varlık Kir	18.75	26/10/21	29/06/21		26/10/21	105.00	24/08/21	100.000	2.93	20	-10		0				0.30	0.02	0.155	0.001	0.170
TRDZKVE2120	Ziraat Katılım Varlık Kir	18.85	26/10/21	14/07/21		26/10/21	600.00	27/08/21		2.48								1.25	0.10	0.140	0.001	0.153
TRDBRKE2166	Bereket Varlık Kiralama	0.00	27/10/21	30/07/21		27/10/21	300.00	26/08/21	99.990		20	1		0				0.10	0.01	0.167	0.001	0.167
TRDYVKE2115	Yatırım Varlık Kiralama	23.00	27/10/21	02/06/21		27/10/21	40.00	21/06/21	99.920	1.26	25	5		0				1.33	0.10	0.311	0.002	0.326
TRDHVKA2118	Halk Varlık Kiralama A.Ş.	19.50	02/11/21	30/06/21		02/11/21	100.00	23/08/21	99.950		21	-1		0				0.36	0.03			
TRDHVKA2142	Halk Varlık Kiralama A.Ş.	18.85	04/11/21	04/08/21		04/11/21	100.00	25/08/21		1.14								0.00	0.00	0.175	0.001	0.187
TRDVVRK2111	Vakıf Varlık Kiralama A.	0.00	04/11/21	04/08/21		04/11/21	1000.00	25/08/21	99.988		20	-1		0				1.15	0.09	0.192	0.001	0.192
TRDKTVK2112	Kuveyt Türk Kira Sertifi	0.00	05/11/21	03/08/21		05/11/21	400.00	24/08/21										2.59	0.20			
TRDHVKA2126	Halk Varlık Kiralama A.Ş.	19.00	09/11/21	01/07/21		09/11/21	150.00	20/08/21	100.002		20							1.18	0.09			
TRDABVK2114	Aktif Bank Sukuk Varlık	0.00	12/11/21	06/08/21		12/11/21	80.00															
TRDBRKT2143	Bereket Varlık Kiralama	0.00	12/11/21	20/08/21		12/11/21	200.00	26/08/21	99.995		20	0		0				0.80	0.06			
TRDZKVK2114	Ziraat Katılım Varlık Kir	18.80	12/11/21	06/08/21		12/11/21	600.00	25/08/21		1.03								0.56	0.06	0.195	0.001	0.208
TRDHVKA2134	Halk Varlık Kiralama A.Ş.	19.10	23/11/21	28/07/21		23/11/21	120.00															
TRDKTVK2146	Kuveyt Türk Kira Sertifi	19.00	24/11/21	18/08/21		24/11/21	250.00	27/08/21		0.68								0.29	0.02			
TRDHVKA2110	Halk Varlık Kiralama A.Ş.	19.00	08/12/21	18/08/21		08/12/21	150.00															
TRDNVKA2112	Nurol Varlık Kiralama A		08/12/21	15/06/21		08/12/21	50.00	06/08/21	99.910		21	-39		0				0.29	0.02			
TRDEMVA2119	Emlak Varlık Kiralama A	19.00	10/12/21	16/06/21		10/12/21	250.00	26/08/21	100.020	3.75	19	-1	-12	0	0			0.59	0.10	0.263	0.002	0.284
TRDABVK2116	Aktif Bank Sukuk Varlık		17/12/21	26/06/20			22.50	09/07/21										0.02	0.00	0.400	0.003	0.378
TRDYVKA2119	Yatırım Varlık Kiralama	22.76	24/12/21	27/12/19	4.00	24/09/21	150.00	18/08/21		3.43								1.91	0.82			
TRDNVKA2120	Nurol Varlık Kiralama A	19.50	27/12/21	06/07/21		27/12/21	50.00	20/08/21	99.761		21	5		0				1.11	0.09			
TRDYVKS12219	Yatırım Varlık Kiralama	23.00	06/01/22	30/07/21		06/01/22	61.43	24/08/21	99.935	1.64	25	-1		0				0.36	0.03	0.329	0.003	0.344
TRDTFVK12216	Türkiye Finans Varlık Ki	0.00	14/01/22	26/07/21		14/01/22	500.00															
TRDTFVK12224	Türkiye Finans Varlık Ki	18.25	14/01/22	09/08/21		14/01/22	500.00															
TRDNVKA22219	Nurol Varlık Kiralama A	19.75	04/02/22	12/08/21		04/02/22	100.00															
TRDYVKS32217	Yatırım Varlık Kiralama	20.72	09/03/22	11/03/20	4.00	08/09/21	75.00	08/07/21	99.500	1.70				0				0.68	0.10			
TRDYVKS32225	Yatırım Varlık Kiralama	22.56	14/03/22	12/03/21	4.00	10/09/21	150.00	18/08/21		4.26								0.22	0.02			
TRDBRKT32211	Bereket Varlık Kiralama	0.00	17/03/22	15/04/21	12.00	27/09/21	800.00	27/08/21										1.14	2.01			
TRDYVKS52215	Yatırım Varlık Kiralama	21.85	25/05/22	24/05/21	4.00	22/11/21	250.00	02/06/21	99.985					0				0.46	0.04			
TRDYVKE2214	Yatırım Varlık Kiralama	21.76	12/10/22	14/10/20	4.00	13/10/21	75.00	19/08/21		2.21								0.16	0.12	0.233	0.008	0.146
TRDYVKS12326	Yatırım Varlık Kiralama	22.81	12/01/23	15/01/21	4.00	15/10/21	70.00	18/08/21		2.12								0.87	0.12	0.222	0.009	0.154
TRDYVKS12326	Yatırım Varlık Kiralama	22.81	12/01/23	15/01/21	4.00	15/10/21	70.00	18/08/21		2.12								0.87	0.12	0.222	0.009	0.154
TRDABVK43012	Aktif Bank Sukuk Varlık	20.60	25/04/30	07/05/20	4.00	04/11/21	420.00	12/08/21		0.45								0.00	0.00			4.033

Özel Sektör Tahvilleri (TL)

Kodu	Enstrüman	Kpn	Vade ↕	İhraç T.	Kpn Sıklık	Bir son. kupon t.	Toplam İhrac	Aynı Gün Valörlü Son İşlem Tarihi	Temiz Fiyat	Birikmiş Faiz	Getiri (%)	FaizΔ Son İki İşgünü Arası			Fiyat Değ.			Hacim Ort.		Dur.	Konv.	PVBP * 100
												1G(Δ)	1H(Δ)	3A(Δ)	1G(Δ)	1H(Δ)	3A(Δ)	1H	3A			
TRFPASHE2114	Pasha Yatırım Bank		06/10/21	23/06/21			90.00	10/08/21	97.074		21							0.14	0.01			
TRFAKBKE2113	Akbank T.A.Ş.		07/10/21	09/06/21			732.57	24/08/21	97.761		21							7.71	0.60			
TRFNURLE2125	Nurul Yatırım Bankası A		07/10/21	06/07/21			100.00	16/07/21										0.00	0.00			
TRFGRANE2118	Türkiye Garanti Bankası		08/10/21	10/06/21			156.30	24/08/21	97.711		21							0.35	0.03			
TRFCGDFE2112	Çağdaş Faktoring A.Ş.		08/10/21	24/06/21			25.00	02/07/21										0.00	0.00			
TRFAKDNE2118	Akdeniz Faktoring A.Ş.		08/10/21	05/07/21			20.49	23/08/21	97.362		24	2		0				0.46	0.04			
TRFVKFBE2149	Türkiye Vakıflar Bankası		08/10/21	09/07/21			640.08		95.689		21							10.25	0.80			
TRFTHALE2117	Türkiye Halk Bankası A.		08/10/21	10/06/21			465.00		96.369		21							0.07	0.01			
TRFALNFE2115	Alternatif Bank A.Ş.		08/10/21	10/06/21			175.00															
TRFFNBKE2131	Qnb Finansbank A.Ş.		08/10/21	02/07/21			189.25	06/07/21	96.369		21							4.82	0.37			
TRFSRMDE2112	Alnus Yatırım Menkul D		08/10/21	28/05/21			10.00															
TRFSKFHE2114	Şeker Faktoring A.Ş.		08/10/21	09/07/21			30.94															
TRFBNPF2128	Bnp Paribas Finansal Ki		12/10/21	13/04/21			100.00	26/08/21										0.00	0.00			
TRFAKYME2114	Ak Yatırım Menkul Değ		13/10/21	03/06/21			300.00	14/07/21										9.38	0.73			
TRFEKOF2111	Eko Faktoring A.Ş.		13/10/21	21/06/21			15.00	10/08/21										0.27	0.02			
TRFTCMDE2118	Tacirler Yatırım Menku		14/10/21	22/04/21			50.00	08/07/21										0.00	0.00	0.241	0.002	0.240
TRFDZBKE2113	Denizbank A.Ş.		15/10/21	16/07/21			325.00															
TRFFNBKE2149	Qnb Finansbank A.Ş.		15/10/21	14/07/21			159.30	12/08/21										0.00	0.00			
TRFFNBKE2115	Qnb Finansbank A.Ş.		15/10/21	16/04/21			550.63	27/08/21										6.44	0.50	0.112	0.001	0.118
TRFSUMFE2115	Sümer Faktoring A.Ş.		18/10/21	28/05/21			15.50	25/06/21	93.367		24							0.20	0.02	0.275	0.002	0.268
TRFISFAE2115	İş Faktoring A.Ş.		22/10/21	24/06/21			469.08											0.00	0.00			
TRFVKFBE2123	Türkiye Vakıflar Bankası		22/10/21	25/06/21			429.45															
TRFTEBKE2110	Türk Ekonomi Bankası		22/10/21	20/08/21			1560.09		97.066		21							10.40	0.81			
TRFISFNE2144	İş Finansal Kiralama A.Ş		26/10/21	28/06/21			200.00	16/07/21										0.27	0.02			
TRFHLE2111	Halk Finansal Kiralama		27/10/21	29/07/21			190.00	18/08/21										0.27	0.02			
TRFSKMDE2127	Şeker Yatırım Menkul D		27/10/21	28/07/21			29.81	05/08/21										0.00	0.00			
TRFSUVYE2111	Sümer Varlık Yönetimi		27/10/21	05/05/21			12.25	31/05/21										0.03	0.00			
TRFAKBKE2121	Akbank T.A.Ş.		27/10/21	07/07/21			1189.92	03/08/21	97.104		21							0.30	0.02			
TRFGDKME2113	Gedik Yatırım Menkul D		27/10/21	30/12/20			40.00	29/04/21										0.00	0.00	0.457	0.004	0.426
TRFGDKME2121	Gedik Yatırım Menkul D		27/10/21	31/12/20			60.00	07/01/21										0.00	0.00			
TRFOSMKE2124	Osmanlı Yatırım Menku		28/10/21	29/07/21			20.00															
TRFERTTK2115	Ereğli Tekstil Turizm Sa		01/11/21	02/08/21			76.50	24/08/21	95.570		28	0		0				11.03	0.86	0.166	0.001	0.171
TRFISMDK2115	İş Yatırım Menkul Değe		02/11/21	30/07/21			100.00	25/08/21										0.00	0.00	0.169	0.001	0.174
TRFGRANK2110	Türkiye Garanti Bankası		02/11/21	04/08/21			688.07	19/08/21										7.55	0.59			
TRFFFKRK2119	Qnb Finans Finansal Kir		02/11/21	06/07/21			58.80	19/07/21										0.00	0.00			
TRFTERAK2116	Tera Menkul Değerler A		02/11/21	07/05/21			20.00	18/08/21	96.098		21	104		1				1.91	0.15	0.187	0.001	0.190
TRFISFAK2117	İş Faktoring A.Ş.		02/11/21	05/07/21			170.66	03/08/21										0.00	0.00			
TRFTAMFK2110	Tam Faktoring A.Ş.		03/11/21	07/07/21			59.10	26/08/21	96.059		24							0.14	0.01			
TRFALJFK2113	Alj Finansman A.Ş.		03/11/21	05/05/21			65.00	17/06/21										0.00	0.00			
TRFAKBKK2115	Akbank T.A.Ş.		04/11/21	01/07/21			983.27	26/08/21										0.04	0.00	0.172	0.001	0.176
TRFALNFK2117	Alternatif Bank A.Ş.		04/11/21	07/07/21			104.45	13/07/21										0.08	0.01			
TRFFNBKK2117	Qnb Finansbank A.Ş.		05/11/21	09/07/21			241.15															
TRFTBAKK2116	Turkish Bank A.Ş		05/11/21	05/08/21			20.00															
TRFTPFCK2115	Creditwest Faktoring A		05/11/21	09/07/21			30.00	25/08/21	96.022		23							0.14	0.01	0.175	0.001	0.180
TRFAKYBK2127	Aktif Yatırım Bankası A.		05/11/21	30/07/21			50.00	24/08/21	96.311		21	2		0				0.96	0.07	0.179	0.001	0.183

Özel Sektör Tahvilleri (TL)

Kodu	Enstrüman	Kpn	Vade ↓	İhraç T.	Kpn Sıklık	Bir son. kupon t.	Toplam İhrac	Aynı Gün Valörlü Son İşlem Tarihi	Temiz Fiyat	Birikmiş Faiz	Getiri (%)	FaizΔ Son İki İşgünü Arası			Fiyat Değ.			Hacim Ort.		Dur.	Konv.	PVBP * 100		
												1G(Δ)	1H(Δ)	3A(Δ)	1G(Δ)	1H(Δ)	3A(Δ)	1H	3A					

Özel Sektör Tahvilleri

--	--	--	--	--	--	--	--	--	--	--	--	--	--	--	--	--	--	--	--	--	--	--	--	--

Özel Sektör Tahvilleri (Kot İçi)

TRSAIGY92113	Akiş Gayrimenkul Yatırı	22.95	08/09/21	11/09/19	4.00	08/09/21	100.00	19/08/21		4.53								0.00	0.03					0.054
TRSM LPC92119	MİP Sağlık Hizmetleri A	20.67	09/09/21	04/09/20	4.00	09/09/21	23.50	03/06/21										0.00	0.01					
TRSORFN92110	Orfin Finansman A.Ş.	21.48	10/09/21	07/09/18	4.00	10/09/21	30.00	04/08/21		3.65								0.73	0.19					
TRSAKBK92119	Akbank T.A.Ş.		15/09/21	13/07/20			257.92	13/08/21										0.00	0.30					
TRSZORN92118	Zorlu Enerji Elektrik Üre	21.40	23/09/21	18/09/20	4.00	23/09/21	29.85	09/07/21		1.41								0.00	0.00	0.196	0.001			0.195
TRSTBTFE2115	Teb Finansman A.Ş.	18.51	01/10/21	29/09/20	4.00	01/10/21	34.93		100.010									0.72	0.06					
TRSKORTE2115	Korteks Mensucat Sana	21.29	07/10/21	10/08/20	4.00	07/10/21	28.16																	
TRSKORTE2123	Korteks Mensucat Sana	21.47	07/10/21	27/08/20	4.00	07/10/21	25.47	01/03/21		0.30								0.05	0.00	0.169	0.003			0.224
TRSENSEAE2114	Enerjisa Enerji A.Ş.	4.75	15/10/21	20/10/17	2.00	15/10/21	100.00	29/01/21		1.41								0.00	0.05					
TRSGLMDE2117	Global Yatırım Holding	21.74	27/10/21	06/10/20	4.00	05/10/21	17.30																	
TRSTHALK2114	Türkiye Halk Bankası A.	19.11	03/11/21	06/11/19	4.00	03/11/21	605.00	30/06/20	102.550									2.54	0.20					
TRSAENK2117	Arena Faktoring A.Ş.	22.44	05/11/21	08/11/19	4.00	05/11/21	10.00	23/11/20	100.000	0.96								4.45	0.92					0.194
TRUSAKK2119	Uşak Seramik Sanayii A	23.89	10/11/21	14/11/19	12.00	10/09/21	30.00	11/02/21	100.740	0.11								0.01	0.00					0.077
TRSZORNK2116	Zorlu Enerji Elektrik Üre	21.32	11/11/21	17/07/20	4.00	12/10/21	42.73	19/08/21		2.16								0.00	0.00					0.144
TRSZORNK2124	Zorlu Enerji Elektrik Üre	22.05	11/11/21	23/10/20	6.00	25/10/21	82.42	19/08/21		3.35								0.29	0.03	0.001	0.003			0.011
TRSDZBKK2110	Denizbank A.Ş.	10.00	12/11/21	22/07/20	12.00	15/09/21	35.00		97.239	13								4.88	0.38					
TRSAKFHK2111	Akfen Holding A.Ş.	22.45	17/11/21	20/11/19	4.00	17/11/21	200.00	19/07/21		4.24								0.11	0.20	0.077	0.001			0.062
TRSMCBFK2113	Mercedes-Benz Finansı		17/11/21	17/11/20			100.00																	
TRSAKBKK2110	Akbank T.A.Ş.		24/11/21	29/09/20			68.97	13/08/21										0.00	0.06					
TRSKORTA2119	Korteks Mensucat Sana	22.17	02/12/21	16/11/20	4.00	15/11/21	68.56	01/07/21		2.71								0.06	0.00					0.129
TRSM LPCA2111	MİP Sağlık Hizmetleri A	23.15	16/12/21	04/12/20	4.00	02/09/21	75.73	16/07/21		2.92								0.00	0.01					0.130
TRSKFTFA2114	Koç Fiat Kredi Finansm	0.00	16/12/21	18/06/20	2.00	16/12/21	85.00	28/06/21										1.07	0.24	0.449	0.004			0.436
TRSMGTIA2118	Migros Ticaret A.Ş.	21.95	20/12/21	23/12/19	4.00	20/09/21	200.00	02/08/21		2.59								0.09	0.37	0.161	0.001			0.132
TRSNHOLA2116	Nurol Holding A.Ş.	33.00	20/12/21	24/12/18	4.00	20/09/21	120.00																	
TRSAENA2127	Arena Faktoring A.Ş.	22.52	23/12/21	26/12/19	4.00	23/09/21	25.00	27/05/21	100.033	3.85								8.83	0.83					0.076
TRSNHOLA2124	Nurol Holding A.Ş.	33.00	23/12/21	27/12/18	4.00	23/09/21	180.00																	
TRSKCTFA2117	Koç Finansman A.Ş.	9.70	23/12/21	25/06/20	2.00	23/12/21	65.00	01/04/21		2.63								0.22	0.02					
TRSZORN12215	Zorlu Enerji Elektrik Üre	23.91	12/01/22	16/12/20	4.00	15/09/21	52.16	09/04/21	100.000	1.57								0.18	0.02	0.091	0.004			0.174
TRSZORN12223	Zorlu Enerji Elektrik Üre	23.98	12/01/22	07/01/21	4.00	07/10/21	22.30	13/08/21	100.000	2.56								0.07	0.01	0.196	0.002			0.141
TRSORFN12217	Orfin Finansman A.Ş.	9.95	17/01/22	24/07/20	4.00	25/10/21	74.00	08/02/21	96.010	0.49	21							0.52	0.05	0.858	0.012			0.885

Özel Sektör Tahvilleri (TL)

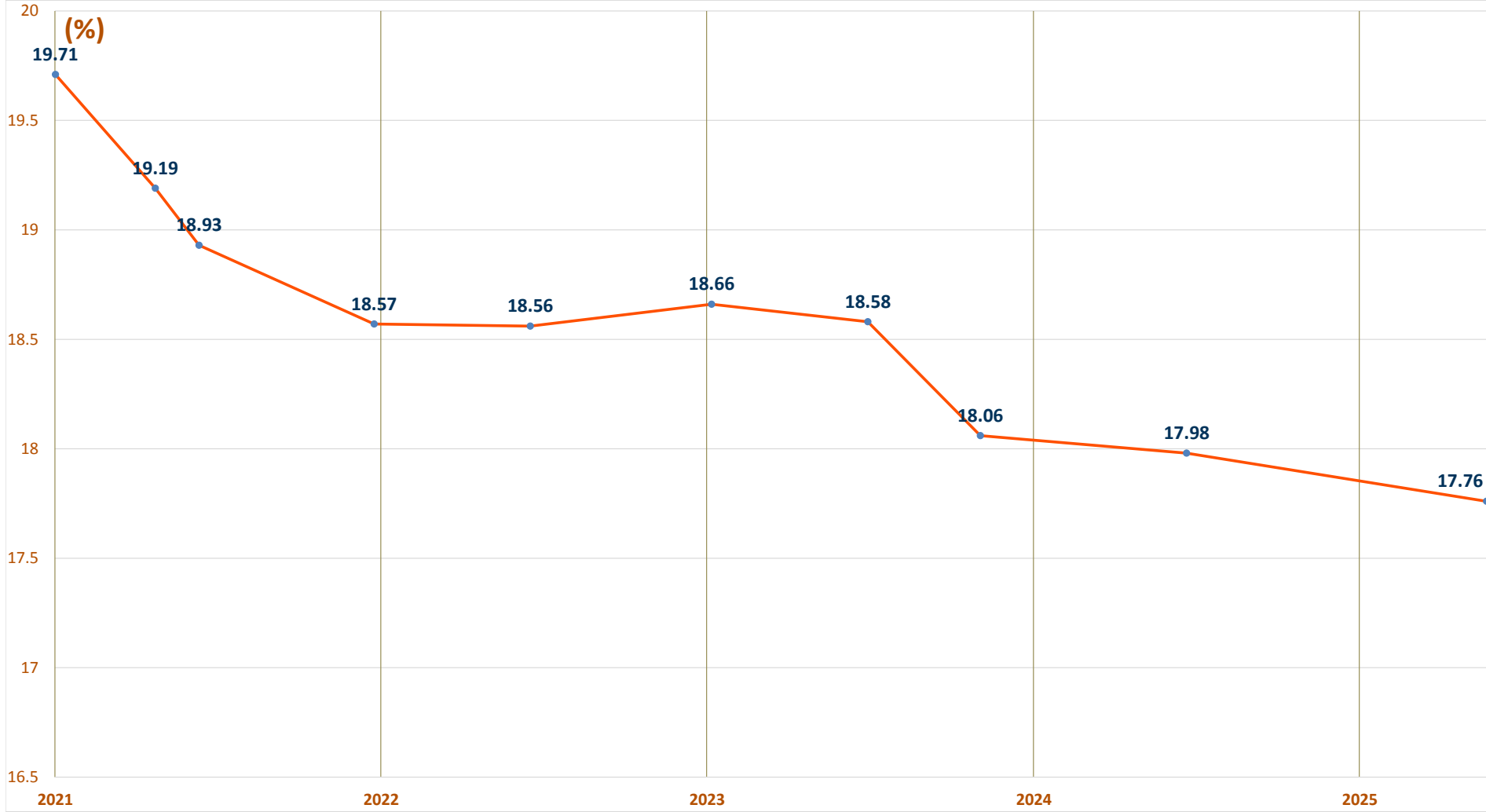
Kodu	Enstrüman	Kpn	Vade ↓	İhraç T.	Kpn Sıklık	Bir son. kupon t.	Toplam İhrac	Aynı Gün Valörlü Son İşlem Tarihi	Temiz Fiyat	Birikmiş Faiz	Getiri (%)	FaizΔ Son İki İşgünü Arası			Fiyat Değ.			Hacim Ort.		Dur.	Konv.	PVBP * 100
												1G(Δ)	1H(Δ)	3A(Δ)	1G(Δ)	1H(Δ)	3A(Δ)	1H	3A			
TRSTTLK12216	Türk Telekomünikasyon	21.14	20/01/22	14/12/20	4.00	13/09/21	150.00	29/07/21		2.65								0.00	0.00			0.455
TRSDZBK12218	Denizbank A.Ş.		21/01/22	03/07/20			440.00	19/08/21										0.56	0.12	0.384	0.003	0.361
TRSDZBK12226	Denizbank A.Ş.		21/01/22	08/07/20			285.00	21/05/21	89.049		20	4	4		0	0		3.65	0.54	0.606	0.006	0.522
TRSAKBK12216	Akbank T.A.Ş.		31/01/22	02/12/20			37.22	13/08/21										0.20	0.05			
TRSTERA22215	Tera Menkul Değerler A.Ş.		01/02/22	28/12/20			10.00															
TRSKORT22213	Korteks Mensucat Sanayi ve Ticaret A.Ş.	23.98	02/02/22	20/01/21	4.00	26/10/21	119.89	09/08/21	100.000	0.92								0.29	0.03			0.203
TRSAKFH22212	Akfen Holding A.Ş.	21.41	04/02/22	07/02/20	4.00	05/11/21	150.00	24/08/21		1.11								0.22	0.12	0.018	0.000	0.191
TRSTISB22212	Türkiye İş Bankası A.Ş.	19.08	07/02/22	10/02/20	4.00	08/11/21	1050.00	26/08/21	101.027	0.94					0.28			3.15	1.45			0.429
TRSEGS22218	Pegasus Hava Taşımacılık A.Ş.	22.06	11/02/22	11/02/21	4.00	11/11/21	260.00	23/08/21		0.78								1.80	0.15			
TRSZORN22214	Zorlu Enerji Elektrik Üretim ve Ticaret A.Ş.	23.96	24/02/22	12/02/21	4.00	16/11/21	154.94	13/08/21	100.000	5.79					0			0.07	0.01			0.003
TRSDZBK22217	Denizbank A.Ş.		25/02/22	10/07/20			5.00	28/07/20	85.625		10							0.37	0.03			
TRSTISB32211	Türkiye İş Bankası A.Ş.	19.02	01/03/22	23/02/21	4.00	23/11/21	575.00	13/07/21		2.64								0.00	0.00			0.603
TRSVSTL32213	Vestel Elektronik Sanayi ve Ticaret A.Ş.	21.98	09/03/22	19/02/21	4.00	19/11/21	400.00	26/08/21		0.42								0.12	0.04	0.212	0.002	0.220
TRSKCTF32212	Koç Finansman A.Ş.	14.25	15/03/22	15/09/20	4.00	14/09/21	50.00	20/05/21		2.58								0.17	0.01	0.714	0.009	0.759
TRSNHOL32214	Nurol Holding A.Ş.	21.00	16/03/22	16/12/20	4.00	15/09/21	230.00	25/08/21		4.08								0.00	0.00	0.466	0.004	0.511
TRSYDAT32212	Yda İnşaat Sanayi Ve Ticaret A.Ş.	23.70	16/03/22	15/12/17	4.00	15/09/21	190.00	27/05/21		4.28								0.00	0.29	0.100	0.000	0.055
TRSKORT32212	Korteks Mensucat Sanayi ve Ticaret A.Ş.	23.61	24/03/22	03/03/21	4.00	01/09/21	36.88	04/08/21	100.000	4.14								0.36	0.03	0.149	0.003	0.076
TRSCMSA32211	Çimsa Çimento Sanayi ve Ticaret A.Ş.	19.37	25/03/22	18/03/21	4.00	16/09/21	100.00	30/07/21	102.241	2.43								0.00	0.00			
TRSZORN42212	Zorlu Enerji Elektrik Üretim ve Ticaret A.Ş.	25.00	07/04/22	26/03/21	4.00	23/09/21	49.08	01/07/21		0.55								0.00	0.00			0.215
TRSAREN42216	Arena Faktoring A.Ş.	22.26	08/04/22	10/04/20	4.00	09/10/21	17.00	25/08/21	100.000	2.40					0			7.69	0.60			
TRSAKBK42213	Akbank T.A.Ş.		11/04/22	10/02/21			194.69	13/08/21										0.70	0.08			
TRSZORN42220	Zorlu Enerji Elektrik Üretim ve Ticaret A.Ş.	25.00	27/04/22	22/04/21	4.00	26/10/21	84.47	26/08/21	100.500	2.12					0			0.22	0.02	0.169	0.003	0.163
TRSTERA42213	Tera Menkul Değerler A.Ş.	21.90	29/04/22	29/01/21	4.00	28/10/21	10.00															
TRSEVA42219	Deva Holding A.Ş.	19.67	29/04/22	04/05/20	4.00	02/11/21	130.00	04/08/21		0.11								0.39	0.19			
TRSOVY52229	Boğaziçi Varlık Yönetimi A.Ş.	19.11	06/05/22	05/05/21	4.00	04/11/21	25.00	06/08/21		0.26								0.02	0.07			
TRSYAZI52216	Ağ Anadolu Grubu Holding A.Ş.	19.13	11/05/22	13/05/20	4.00	10/11/21	175.00	27/08/21	100.026	1.05					0			0.26	0.27			0.190
TRSOVY52211	Boğaziçi Varlık Yönetimi A.Ş.	24.02	18/05/22	18/11/20	4.00	17/11/21	10.00	17/08/21										0.14	0.01			
TRSAKBK52212	Akbank T.A.Ş.		20/05/22	16/03/21			78.33	13/08/21										0.35	0.04			
TRSDZBK52214	Denizbank A.Ş.		27/05/22	28/07/20			42.00	08/02/21										4.22	0.33	1.227	0.021	0.998
TRSDZBK62213	Denizbank A.Ş.		01/06/22	06/05/21			14.61	04/06/21	84.710		18							0.01	0.00			
TRSMGTI62210	Migros Ticaret A.Ş.	21.17	08/06/22	10/06/20	4.00	08/09/21	100.00	09/06/21		0.06								1.14	0.09			0.878
TRSMGTI62228	Migros Ticaret A.Ş.	18.85	08/06/22	10/06/20	4.00	08/09/21	150.00	14/07/21		1.91								0.00	0.08			
TRSKORT62219	Korteks Mensucat Sanayi ve Ticaret A.Ş.	25.00	09/06/22	07/05/21	4.00	05/11/21	69.15	26/08/21	100.000	1.44								0.19	0.01			
TRSSUVY62211	Sümer Varlık Yönetimi A.Ş.	25.25	17/06/22	07/06/21	4.00	05/11/21	42.00															
TRSNHOL62211	Nurol Holding A.Ş.	22.00	23/06/22	25/03/21	4.00	23/09/21	350.00	22/04/21		1.93								0.14	0.01	0.930	0.013	1.001
TRSZORN62210	Zorlu Enerji Elektrik Üretim ve Ticaret A.Ş.	25.00	23/06/22	03/06/21	4.00	02/09/21	103.86	05/07/21		2.26								0.00	0.00			
TRSHYTV62216	Dünya Varlık Yönetimi A.Ş.		24/06/22	26/06/20			25.00	02/06/21										0.09	0.04			
TRSAKBK62211	Akbank T.A.Ş.		24/06/22	20/04/21			269.43	13/08/21										0.04	0.00			
TRSNURL62225	Nurol Yatırım Bankası A.Ş.		27/06/22	25/06/20			50.00	14/07/21										0.35	0.03	0.909	0.013	0.806
TRSVSTL72227	Vestel Elektronik Sanayi ve Ticaret A.Ş.	20.00	07/07/22	09/07/20	4.00	07/10/21	50.38	07/06/21	99.750	3.40								0.04	0.00			0.087
TRSKRSN72212	Karsan Otomotiv Sanayi ve Ticaret A.Ş.	19.88	21/07/22	23/07/20	4.00	22/10/21	29.70	25/06/21	100.000	3.56					0			0.39	0.03	0.113	0.007	0.081
TRSENSA72211	Enerjisa Enerji A.Ş.	5.00	26/07/22	01/08/17	2.00	25/01/22	335.00	25/06/21	100.750	2.10	4	92			-1			0.05	0.35	1.121	0.021	0.905
TRSVSTL82218	Vestel Elektronik Sanayi ve Ticaret A.Ş.		01/08/22	30/07/21	4.00	27/10/21	165.00	26/08/21										0.06	0.00			
TRSORFN82210	Orfin Finansman A.Ş.	10.20	02/08/22	24/07/20	4.00	25/10/21	75.00															
TRSNHOL82219	Nurol Holding A.Ş.	22.00	04/08/22	06/05/21	4.00	03/11/21	150.00	17/06/21										0.32	0.02			

Özel Sektör Tahvilleri (TL)

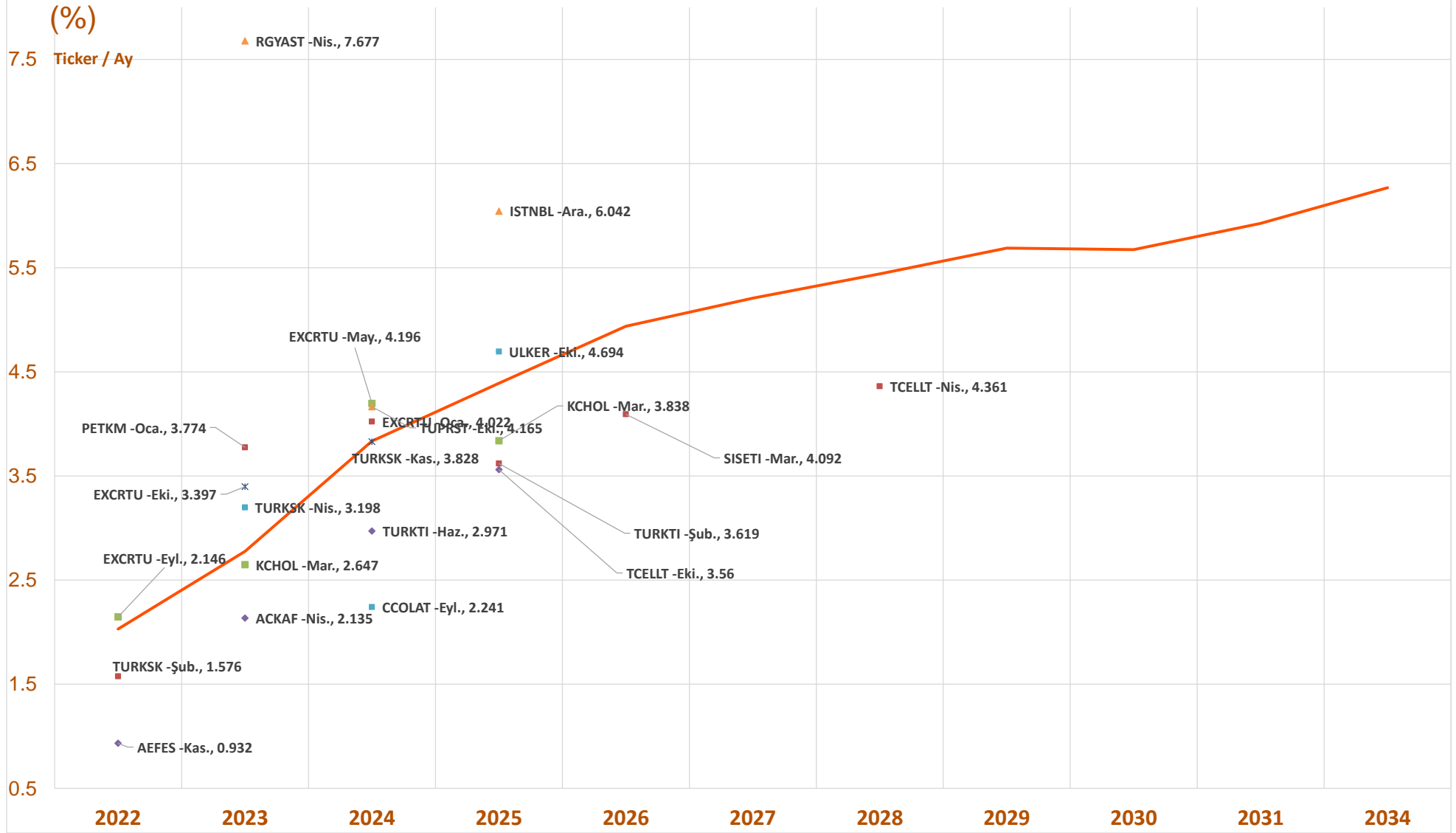
Kodu	Enstrüman	Kpn	Vade ↕	İhraç T.	Kpn Sıklık	Bir son. kupon t.	Toplam İhrac	Aynı Gün Valörlü Son İşlem Tarihi	Temiz Fiyat	Birikmiş Faiz	Getiri (%)	FaizΔ Son İki İşgünü Arası			Fiyat Değ.			Hacim Ort.		Dur.	Konv.	PVBP * 100
												1G(Δ)	1H(Δ)	3A(Δ)	1G(Δ)	1H(Δ)	3A(Δ)	1H	3A			
TRSZORN92217	Zorlu Enerji Elektrik Üre	26.86	02/09/22	09/07/21	4.00	07/10/21	38.14	04/08/21										0.00	0.00			
TRSKFTF92219	Koç Fiat Kredi Finansm	17.95	09/09/22	12/03/21	2.00	10/09/21	75.00															
TRSNURL92222	Nurol Yatırım Bankası A		13/09/22	11/09/20			50.00															
TRSKORT92216	Korteks Mensucat Sana	25.00	14/09/22	29/06/21	4.00	28/09/21	72.91	28/07/21	100.100						0		0.51	0.04				
TRSNHOL92218	Nurol Holding A.Ş.	16.75	23/09/22	25/09/20	4.00	24/09/21	250.00															
TRSKRSNE2216	Karsan Otomotiv Sana	2.75	03/10/22	05/10/20	4.00	05/10/21	22.65	13/10/20									0.41	0.03				
TRSZORNE2213	Zorlu Enerji Elektrik Üre	25.50	13/10/22	19/08/21	4.00	17/11/21	111.37	25/08/21		0.49							0.00	0.00				
TRSKCTFE2212	Koç Finansman A.Ş.	20.30	13/10/22	14/07/21		13/10/22	150.00															
TRSYKBKE2219	Yapı Ve Kredi Bankası A	34.35	14/10/22	20/08/21	12.00	01/10/21	181.05															
TRSORFNK2219	Orfin Finansman A.Ş.	20.65	03/11/22	22/04/21	4.00	26/10/21	106.00	24/05/21									0.00	0.00				
TRSERYPK2216	Eryap Mühendislik İnşa	21.40	17/11/22	21/11/19	2.00	18/11/21	125.00															
TRSMCBFK2212	Mercedes-Benz Finans	20.75	18/11/22	21/05/21	2.00	19/11/21	200.00															
TRSTPRSK2217	Tüpraş-Türkiye Petrol F	21.06	28/11/22	30/11/20	4.00	29/11/21	500.00	06/08/21		3.98							0.00	0.07			1.173	
TRSNURLK2213	Nurol Yatırım Bankası A		28/11/22	26/11/20			50.00	09/03/21									0.00	0.00	1.601	0.033	1.074	
TRSERYPK2224	Eryap Mühendislik İnşa	22.02	30/11/22	04/12/19	2.00	01/12/21	125.00															
TRSAENA2218	Arena Faktoring A.Ş.	22.52	26/12/22	28/12/20	4.00	27/09/21	15.50															
TRSERYP12313	Eryap Mühendislik İnşa	21.70	11/01/23	15/01/20	2.00	12/01/22	75.00															
TRSTPRS12313	Tüpraş-Türkiye Petrol F	20.56	20/01/23	22/01/21	4.00	25/10/21	290.00	20/08/21		1.57							0.00	0.03				
TRSNURL12311	Nurol Yatırım Bankası A		20/01/23	28/07/21			155.00															
TRSPDLG12315	Palgaz Doğalgaz Dağıtır	24.15	25/01/23	27/01/21	4.00	27/10/21	200.00	26/08/21	101.925	1.98				0		1.04	0.37					
TRSKFTF12316	Koç Fiat Kredi Finansm	20.35	26/01/23	29/07/21			65.00	05/08/21									0.00	0.00				
TRSORFN22323	Orfin Finansman A.Ş.	20.45	03/02/23	06/08/21	4.00	05/11/21	121.00															
TRSTPRS22312	Tüpraş-Türkiye Petrol F	20.50	03/02/23	05/02/21	4.00	05/11/21	1100.00	03/08/21		5.07							0.18	0.01			1.333	
TRSORFN22315	Orfin Finansman A.Ş.	20.57	07/02/23	11/02/21	4.00	09/11/21	43.00	10/08/21	100.000	0.06							0.93	0.07			1.258	
TR SARCL22315	Arçelik A.Ş.	20.45	10/02/23	12/02/21	4.00	12/11/21	1200.00	20/08/21		0.56							0.04	0.02				
TR SOPAS22319	Opet Petrolcülük A.Ş.	20.54	17/02/23	19/02/21	4.00	19/11/21	500.00	26/08/21		0.39							0.00	0.00				
TR SENA22315	Enerjisa Enerji A.Ş.	20.42	21/02/23	23/02/21	4.00	23/11/21	400.00	26/08/21	99.925	0.17							0.08	0.01				
TRSKCTF22312	Koç Finansman A.Ş.	21.02	24/02/23	26/02/21	4.00	26/11/21	125.00	18/03/21									0.00	0.00				
TR SENA32314	Enerjisa Enerji A.Ş.	5.00	30/03/23	05/04/18	2.00	30/09/21	162.00	28/05/21		0.82							0.16	0.59	1.736	0.044	1.398	
TR SDEVA42318	Deva Holding A.Ş.	21.22	13/04/23	14/04/21	4.00	13/10/21	100.00	24/08/21		2.44							0.00	0.00			1.393	
TR SARCL42313	Arçelik A.Ş.	20.45	27/04/23	29/04/21	4.00	27/10/21	300.00	10/05/21									0.00	0.00				
TR SYAZI52315	Ag Anadolu Grubu Hold	20.85	04/05/23	06/05/21	4.00	04/11/21	300.00	30/07/21		5.10							0.00	0.00			1.517	
TR STHAL52317	Türkiye Halk Bankası A.	2.00	04/05/23	05/05/20	4.00	02/11/21	300.00															
TR SVEST62314	Veatel Beyaz Eşya Sana		07/06/23	09/06/21	4.00	08/09/21	265.00	03/08/21									0.36	0.03	0.176	0.001	0.102	
TR SAYGZ62318	Aygaz A.Ş.	20.68	22/06/23	02/07/21	4.00	30/09/21	100.00	16/07/21									0.00	0.00				
TR SMGTI62319	Migros Ticaret A.Ş.	19.32	23/06/23	25/06/21	4.00	24/09/21	300.00	13/08/21									0.00	0.00				
TR SCLKD62310	Çalık Denim Tekstil San		26/06/23	28/06/21	4.00	27/09/21	62.00															
TR SGAPI62320	Gap İnşaat Yatırım Ve D	21.99	26/06/23	28/06/21	4.00	27/09/21	188.00															
TR SSRN72312	Sarten Ambalaj Sanayi	21.74	07/07/23	09/07/21	4.00	08/10/21	55.00	24/08/21		2.80							0.00	0.00				
TR SCLKE72317	Çalık Enerji Sanayi Ve T	19.20	13/07/23	16/07/21	4.00	15/10/21	150.00	24/08/21	102.450	2.10							0.25	0.02			1.617	
TR SNGYO72314	Nurol Gayrimenkul Yat	23.25	14/07/23	16/07/21	4.00	15/10/21	250.00	18/08/21									0.00	0.00				
TR SKRSN72311	Karsan Otomotiv Sana	20.88	21/07/23	23/07/20	4.00	22/10/21	42.80	28/06/21		3.80							0.57	0.04	0.023	0.008	0.079	
TR SGAPI62411	Gap İnşaat Yatırım Ve D		24/06/24	28/06/21	4.00	27/09/21	182.00															
TR SCLKD62419	Çalık Denim Tekstil San	21.99	24/06/24	28/06/21	4.00	27/09/21	98.00															
TR STHAL92446	Türkiye Halk Bankası A.	19.37	13/09/24	20/09/19	4.00	17/09/21	130.00	27/04/21	107.102	2.11					6		0.44	0.03			2.668	

Devlet İ Borlanma Senetleri Verim Eđrisi

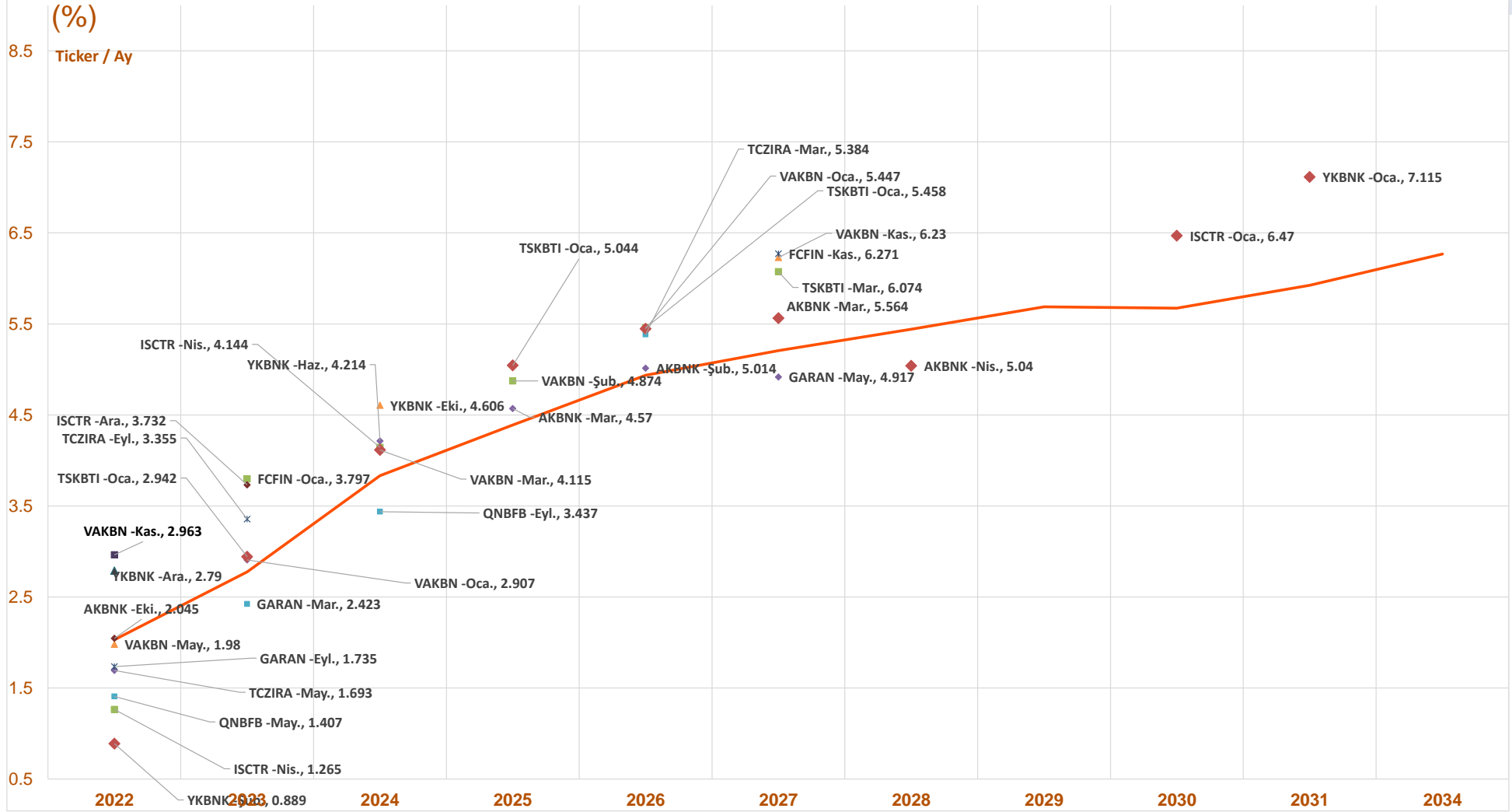
İŐ YATIRIM



Devlet ve Özel Sektör Finans Dışı Türk Eurobondları Verim Eğrisi



Devlet ve Özel Sektör Finans Sektörü Türk Eurobondları Verim Eğrisi



Kredi Notları -Türk ve Yurtdışı Devlet ve Özel Sektör Eurotahvilleri

İŞ YATIRIM



Rapor Terimlerini Açıklayıcı Doküman

Ülke ve Şirket Görünüm & Notları					Moody's			Fitch			S&P		
ISIN	Ticker	Vade ↓	Kur	Getiri (%)	Rating	Uzun Dönem YP	Görünüm	Rating	Uzun Dönem YP	Görünüm	Rating	Uzun Dönem YP	Görünüm
TURKEY													
XS1109959467	ACKAF 3.875 21	09/2021	EUR	-0.10									
XS1028943089	EXCRTU 5.21	09/2021	USD	-3.45	B2	B2	NEG B+			STABLE	BB+	BB+	STABLE
XS1390320981	ISCTR 5.375 21	10/2021	USD	-3.34	B3		NEG B+			STABLE	NR	NR	
XS1508914691	VAKBN 5.5 21	10/2021	USD	-0.93	B2	WR	NEG B+					B+	STABLE
XS1505149325	KFINKK 5.136 21	11/2021	USD	0.34			B+					NR	
XS0993155398	TURKEY 4.35 21	11/2021	EUR	-1.05	B2	B2	NEG BB-			STABLE		B+u	STABLE
XS1132825099	GLYHO 8.125 21	11/2021	USD	2.50	WR		NEG WD						
XS1816199373	TURKSK 5.8 22	02/2022	USD	1.58	B2		NEG BB-						
XS1571399754	YKBNK 5.75 22	02/2022	USD	0.89	B2		NEG B+			NEG		NR	
JPS79200ACF6	TURKEY 1.47 22	03/2022	JPY	0.44	NR	B2	NEG			STABLE		B+u	STABLE
US900123BY51	TURKEY 5.125 22	03/2022	USD	1.10	B2	B2	NEG BB-			STABLE	NR	B+u	STABLE
XS1508390090	ISCTR 5.5 22	04/2022	USD	1.27	B3		NEG B+			NEG		B+	STABLE
XS1605397394	TCZIRA 5.125 22	05/2022	USD	1.69	B2		NEG B+					NR	
XS1613091500	QNBFB 4.875 22	05/2022	USD	1.41	B2		NEG B+			STABLE		B+	
XS1622626379	VAKBN 5.625 22	05/2022	USD	1.98	B2	WR	NEG B+					NR	
USM8931TAF68	GARAN 5.25 22	09/2022	USD	1.74	B2		NEG B+			STABLE		NR	
XS1684378208	EXCRTU 4.25 22	09/2022	USD	2.15	B2	B2	NEG B+			STABLE		NR	
US900123BZ27	TURKEY 6.25 22	09/2022	USD	2.03	B2	B2	NEG BB-			STABLE	NR	B+u	STABLE
XS0847042024	ISCTR 6 22	10/2022	USD	2.70	Caa2		NEG B-			NEG		B+	STABLE
USM0375YAK49	AKBNK 5 22	10/2022	USD	2.05	B2		NEG B+			NEG			
XS0848940523	AEEFS 3.375 22	11/2022	USD	0.93	B2u		NEG B-(EXP)			STABLE	BBB-	BBB-	STABLE
XS0849728190	VAKBN 6 22	11/2022	USD	2.96	Caa3	WR	NEG B-					NR	
XS0861979440	YKBNK 5.5 22	12/2022	USD	2.79	Caa1		NEG B-			NEG		NR	
XS1750996206	TSKBTI 5.5 23	01/2023	USD	2.94	B3		NEG B+						
XS1711581337	FCFIN 6 23	01/2023	USD	3.80			B+			NEG			
XS1747548532	PETKM 5.875 23	01/2023	USD	3.77	B2		NEG B			STABLE			
XS1760780731	VAKBN 5.75 23	01/2023	USD	2.91	B2	WR	NEG B+					NR	
XS1379145656	KCHOL 5.25 23	03/2023	USD	2.65	B2		NEG				BB-	BB-	STABLE
XS1788516679	YKBNK 6.1 23	03/2023	USD	3.10	B2		NEG B+			NEG		NR	
XS1576037284	GARAN 5.875 23	03/2023	USD	2.42	B2		NEG B+			STABLE		NR	
US900123CA66	TURKEY 3.25 23	03/2023	USD	2.78	B2	B2	NEG BB-			STABLE		B+u	STABLE
XS0910932788	ACKAF 5 23	04/2023	USD	2.14			BB+			STABLE	BB+	BB+	STABLE
XS1586385178	TURKSK 5.004 23	04/2023	USD	3.20	B2		NEG BB-						
XS1057340009	TURKEY 4.125 23	04/2023	EUR	1.42	B2	B2	NEG BB-			STABLE		B+u	STABLE
XS1807502668	RGYAST 7.25 23	04/2023	USD	7.68	B3		NEG B			NEG			
XS1691349010	TCZIRA 5.125 23	09/2023	USD	3.36	B2		NEG B+					NR	
XS1496463297	EXCRTU 5.375 23	10/2023	USD	3.40	B2	B2	NEG B+			STABLE		NR	
XS1003016018	ISCTR 7.85 23	12/2023	USD	3.73	Caa3		NEG B-			NEG		B+	STABLE
US900123CR91	TURKEY 7.25 23	12/2023	USD	3.29	B2	B2	NEG BB-			STABLE		B+u	STABLE
XS1917720911	EXCRTU 8.25 24	01/2024	USD	4.02	B2	B2	NEG B+			STABLE		NR	
US900123CF53	TURKEY 5.75 24	03/2024	USD	3.83	B2	B2	NEG BB-			STABLE		B+u	STABLE
XS1970705528	VAKBN 8.125 24	03/2024	USD	4.12	B2	WR	NEG B+					NR	
XS1578203462	ISCTR 6.125 24	04/2024	USD	4.14	B3		NEG B+			NEG		B+	STABLE
XS1814962582	EXCRTU 6.125 24	05/2024	USD	4.20	B2	B2	NEG B+			STABLE		NR	
XS1028951264	TURKTI 4.875 24	06/2024	USD	2.97			BB-				BB-	BB-	STABLE
XS1634372954	YKBNK 5.85 24	06/2024	USD	4.21	B2		NEG B+			NEG		NR	
US900123CV04	TURKEY 6.35 24	08/2024	USD	4.12	B2	B2	NEG BB-			STABLE		B+u	STABLE
XS1959391019	QNBFB 6.875 24	09/2024	USD	3.44	B2		NEG B+			STABLE			
XS1577950402	CCOLAT 4.215 24	09/2024	USD	2.24	B2		NEG BBB-			POS			
JPS79200AEM8	TURKEY 1.05 24	09/2024	JPY	1.11		B2	NEG			STABLE		B+u	STABLE
XS1958649854	YKBNK 8.25 24	10/2024	USD	4.61	B2		NEG B+			NEG		NR	
XS1686704948	TUPRST 4.5 24	10/2024	USD	4.17	B2		NEG B+			NEG			
US900123CW86	TURKEY 5.6 24	11/2024	USD	4.17	B2	B2	NEG BB-			STABLE		B+u	STABLE
XS1141043296	TURKSK 4.489 24	11/2024	USD	3.83	B2		NEG BB-						
XS2100270508	TSKBTI 6 25	01/2025	USD	5.04	B3		NEG B+						
XS2112797290	VAKBN 5.25 25	02/2025	USD	4.87	B2	WR	NEG B+					NR	
US900123AW05	TURKEY 7.375 25	02/2025	USD	4.39	B2	B2	NEG BB-			STABLE	NR	B+u	STABLE
XS1955059420	TURKTI 6.875 25	02/2025	USD	3.62			BB-				BB-	BB-	STABLE
XS1961766596	KCHOL 6.5 25	03/2025	USD	3.84	B2		NEG				BB-	BB-	STABLE
US900123CX69	TURKEY 4.25 25	03/2025	USD	4.30	B2	B2	NEG BB-			STABLE		B+u	STABLE
XS1843443356	TURKEY 4.625 25	03/2025	EUR	3.19	B2	B2	NEG BB-			STABLE		B+u	STABLE
XS1210422074	AKBNK 5.125 25	03/2025	USD	4.57	B2		NEG B+			NEG			

Moody's	S&P	Fitch	Açıklama
---------	-----	-------	----------

Moody's	S&P	Fitch	Açıklama
Aaa	AAA	AAA	Minimal Kredi Riski
Aa1	AA+	AA+	
Aa2	AA	AA	
Aa3	AA-	AA-	Çok Düşük Kredi Riski
A1	A+	A+	
A2	A	A	Düşük Kredi Riski
A3	A-	A-	
Baa1	BBB+	BBB-	
Baa2	BBB	BBB-	
Baa3	BBB-	BBB-	
Ba1	BB+	BB+	Önemli Kredi Riski
Ba2	BB	BB	
Ba3	BB-	BB-	
B1	B+	B+	Yüksek Kredi Riski
B2	B	B	
B3	B-	B-	
Caa1	CCC+	CCC+	Çok Yüksek Kredi Riski
Caa2	CCC	CCC	
Caa3	CCC-	CCC-	
Ca	CC	CC	Gerici döndürülebilir default
C	C	C	
C	SD	DDD	Çok düşük ihtimal geri döndürülebilir iflas
/	D	DD	
		D	Değerleme Yapılmıyor
NR	NR	NR	

*Kaynak: Bloomberg, İş Yatırım.

Kredi Notları -Türk ve Yurtdışı Devlet ve Özel Sektör Eurotahvilleri

İY YATIRIM

[Rapor Terimlerini Açıklayıcı Doküman](#)

Moody's S&P Fitch Açıklama

Ülke ve Şirket Görünüm & Notları					Moody's			Fitch			S&P		
ISIN	Ticker	Vade ↓	Kur	Getiri (%)	Rating	Uzun Dönem YP	Görünüm	Rating	Uzun Dönem YP	Görünüm	Rating	Uzun Dönem YP	Görünüm
XS0863524277	TAQAUH 3.625 23	01/2023	USD	0.20	Aa3		STABLE	AA-		STABLE	NR		NR
CAYMAN ISLANDS													
USG1315RAG68	BRASKM 5.375 22	05/2022	USD	0.00	WR		STABLE	WD			BB+		
US10553YAF25	BRASKM 6.45 24	02/2024	USD	1.30	Ba1		STABLE	BB+			BB+		
US31572UAE64	SUZANO 5.25 24	05/2024	USD	0.00	WR		STABLE	WD			BBB-		
XS1075401726	EMAARM 4.564 24	06/2024	USD	1.84	Baa2		STABLE				BB+		
ISLE OF MAN													
US03512TAC53	ANGSJ 5.125 22	08/2022	USD	0.87	Baa3		NEG				BB+		
CHINA													
US06120TAA60	BCHINA 5 24	11/2024	USD	1.33	Baa2	A1	STABLE	BBB+		STABLE	BBB+	A	STABLE
MEXICO													
US71654QBG64	PEMEX 3.5 23	01/2023	USD	2.09	Ba3	Ba3	NEG	BB-u		STABLE	BBB	BBB	NEG
USP30179AM09	CFELEC 4.875 24	01/2024	USD	1.08	Baa1		NEG	BBB-		STABLE	BBB	BBB	NEG
USP16259AK29	BBVASM 4.375 24	04/2024	USD	0.90	Baa1		NEG	BBB					
XS1731106347	CEMEX 2.75 24	12/2024	EUR	2.33				BB-		STABLE	BB	BB	NEG
US91087BAA89	MEX 3.6 25	01/2025	USD	0.60	Baa1	Baa1	NEG	BBB-		STABLE	BBB	BBB	NEG
XS0213101073	PEMEX 5.5 25	02/2025	EUR	2.70	Ba3	Ba3	NEG	BB-u		STABLE	BBB	BBB	NEG
XS1824425182	PEMEX 3.625 25	11/2025	EUR	3.31	Ba3	Ba3	NEG	BB-u		STABLE	BBB	BBB	NEG
XS1172951508	PEMEX 2.75 27	04/2027	EUR	3.97	Ba3	Ba3	NEG	BB-u		STABLE	BBB	BBB	NEG
XS156888777	PEMEX 4.875 28	02/2028	EUR	4.62	Ba3	Ba3	NEG	BB-u		STABLE	BBB	BBB	NEG
XS1824424706	PEMEX 4.75 29	02/2029	EUR	4.86	Ba3	Ba3	NEG	BB-u		STABLE	BBB	BBB	NEG
US91086QBF46	MEX 4.6 46	01/2046	USD	3.96	Baa1	Baa1	NEG	BBB-		STABLE	BBB	BBB	NEG
XS1218289103	MEX 4 2115	03/2115	EUR	3.54	Baa1	Baa1	NEG	BBB-		STABLE	BBB	BBB	NEG
BRAZIL													
US46556MAF95	ITAU 5.65 22	03/2022	USD	0.95	Ba3		STABLE	B+					
US105756AR10	BRAZIL 8.875 24	04/2024	USD	-0.30	Ba2	Ba2	STABLE	BB-		NEG	BB-	BB-	STABLE
USP1905CAE05	BRFSB2 4.75 24	05/2024	USD	2.18	Ba2		POS	BB		STABLE	BB-	BB-	POS
US105756BV13	BRAZIL 4.25 25	01/2025	USD	1.60	Ba2	Ba2	STABLE	BB-		NEG	BB-	BB-	STABLE
US105756AE07	BRAZIL 10.125 27	05/2027	USD	2.22	Ba2	Ba2	STABLE	BB-		NEG	BB-	BB-	STABLE
US105756BB58	BRAZIL 8.25 34	01/2034	USD	4.30	Ba2	Ba2	STABLE	BB-		NEG	BB-	BB-	STABLE
UNITED STATES													
GT2	T 0.125 23	08/2023	USD	0.22	pplicable		STABLE	plicable		NEG	Applicable	AA+u	STABLE
USU12763AD75	CEMEX 6 24	04/2024	USD	0.00				WD			NR		
GT3	T 0.375 24	08/2024	USD	0.42	pplicable		STABLE	plicable		NEG	Applicable	AA+u	STABLE
GT5	T 0.75 26	08/2026	USD	0.80	pplicable		STABLE	plicable		NEG	Applicable	AA+u	STABLE
GT10	T 1.25 31	08/2031	USD	1.31	pplicable		STABLE	plicable		NEG	Applicable	AA+u	STABLE
GT30	T 2 51	08/2051	USD	1.92	pplicable		STABLE	plicable		NEG	Applicable	AA+u	STABLE
BRITISH VIRGIN													
USG21895AC44	CNPCC 5.95 41	04/2041	USD	3.10	A2		STABLE	A+			A		
SOUTH AFRICA													
XS0809571739	SAFTRA 4 22	07/2022	USD	2.31	Ba2		NEG	WD			BB-	BB-	STABLE
US836205AQ75	SOAF 4.665 24	01/2024	USD	1.31	Ba2	Ba2	NEG	BB-		NEG	BB-	BB-	STABLE
XS1187065443	ESKOM 7.125 25	02/2025	USD	5.24	Caa2	Caa2	NEG			NEG	CCC+	CCC+	NEG
US836205AR58	SOAF 5.875 25	09/2025	USD	2.41	Ba2	Ba2	NEG	BB-		NEG	BB-	BB-	STABLE
US836205AS32	SOAF 5.375 44	07/2044	USD	5.43	Ba2	Ba2	NEG	BB-		NEG	BB-	BB-	STABLE
LUXEMBOURG													
USP98088AA83	VOTORA 7.25 41	04/2041	USD	4.20	Baa3		STABLE	BBB-			BBB-		
GEORGIA													
XS0800346362	GRAIL 7.75 22	07/2022	USD	0.06				BB-		STABLE	B+	B+	NEG
KAZAKHSTAN													
XS1120709669	KAZAKS 3.875 24	10/2024	USD	0.91	Baa2	(P)Baa2	STABLE	BBB		STABLE	BBB-	BBB-	STABLE

Kredi Notları -Türk ve Yurtdışı Devlet ve Özel Sektör Eurotahvilleri

İŞ YATIRIM 

[Rapor Terimlerini Açıklayıcı Doküman](#)

Ülke ve Şirket Görünüm & Notları					Moody's			Fitch			S&P		
ISIN	Ticker	Vade ↓	Kur	Getiri (%)	Rating	Uzun Dönem YP	Görünüm	Rating	Uzun Dönem YP	Görünüm	Rating	Uzun Dönem YP	Görünüm

Moody's

S&P

Fitch

Açıklama

Diğer Göstergeler

GOÜ Tahvil Perf.2Y Rates			
Ülke	27/08	26/08	1G Δ
Çek	1.52	1.52	0.00
Cin	2.36	2.37	0.00
G. Kore	1.34	1.33	0.00
G.Afrika	5.35	5.35	0.00
Hindistan	4.48	4.49	0.00
Macaristan	1.46	1.46	0.00
Meksika	5.78	5.78	0.00
Polonya	0.43	0.43	0.00
Rusya	6.72	6.72	0.00
Singapur	0.40	0.40	0.01
Tayland	0.45	0.44	0.00

Türkiye Cross Cur. Swap (USD↔TRY / Rate%)			
Vade	27/08	26/08	1G Δ
1 Yıl	20.04	20.16	-12%
2 Yıl	19.18	19.29	-11%
3 Yıl	18.47	18.60	-14%
4 Yıl	17.96	18.08	-12%
5 Yıl	17.57	17.68	-11%
6 Yıl	17.22	17.32	-10%
7 Yıl	16.93	17.03	-10%
8 Yıl	16.69	16.76	-7%
9 Yıl	16.48	16.53	-5%
10 Yıl	16.25	16.34	-9%

Gelişmiş Ülkeler 2y			
Ülke	2Y Faiz(%)		Değişim BPS
	27/08	26/08	
ABD	0.24	0.24	0.00
Almanya	-0.74	-0.74	-0.06
İngiltere	0.14	0.14	-0.20
Fransa	-0.72	-0.72	0.03
İspanya	-0.61	-0.60	-0.22
İtalya	-0.49	-0.48	-1.33
Türkiye	18.53	18.56	-3.00

Cross Currency Swap (5yr)			
Ülke	27/08	26/08	1G Δ
Çin	2.69	2.69	0%
Macaristan	2.87	2.87	0%
G.Kore	0.91	0.90	1%
Rusya	5.99	6.01	0%
Tayland	0.80	0.80	0%
Türkiye	17.57	17.68	-1%

Gelişmiş Ülkeler 10y			
Ülke	10Y Faiz(%)		Değişim BPS
	27/08	26/08	
ABD	1.34	1.34	0.09
Almanya	-0.41	-0.42	1.46
İngiltere	0.60	0.60	-0.06
Fransa	-0.05	-0.07	1.53
İspanya	0.31	0.30	1.07
İtalya	0.67	0.66	0.77
Türkiye	17.34	17.35	-1.00



İletişim Bilgileri

SGMK Yurtiçi Piyasalar

Serhat Devecioğlu
sdevecioglu@isyatirim.com.tr

Evrin Erten Başar
ebasar@isyatirim.com.tr

Burak Seçkin
bseckin@isyatirim.com.tr

Araştırma

Emre Sezan, CFA
esezan@isyatirim.com.tr

Ahmet Toker
atoker@isyatirim.com.tr

Eurotahviller

Pinar Ozyuksel
pozyuksel@isyatirim.com.tr

Tolga Murat
tmurat@isyatirim.com.tr

Zeynep Kavsara
zkavsara@isyatirim.com.tr

[Rapor Terimlerini Açıklayıcı Doküman](#)

<https://www.isyatirim.com.tr/tr-tr/analiz/Sayfalar/sgmk.aspx>



Burada yer alan bilgiler İş Yatırım Menkul Değerler A.Ş. tarafından bilgilendirme amacı ile hazırlanmıştır. Yatırım bilgi, yorum ve tavsiyeleri yatırım danışmanlığı kapsamında değildir. Yatırım danışmanlığı hizmeti; aracı kurumlar, portföy yönetim şirketleri, mevduat kabul etmeyen bankalar ile müşteri arasında imzalanacak yatırım danışmanlığı sözleşmesi çerçevesinde sunulmaktadır. Burada yer alan yorum ve tavsiyeler, yorum ve tavsiyede bulunanların kişisel görüşlerine dayanmaktadır. Herhangi bir yatırım aracının alım-satım önerisi ya da getiri vaadi olarak yorumlanmamalıdır. Bu görüşler mali durumunuz ile risk ve getiri tercihlerinize uygun olmayabilir. Bu nedenle, sadece burada yer alan bilgilere dayanarak yatırım kararı verilmesi beklentilerinize uygun sonuçlar doğurmayabilir.

Burada yer alan fiyatlar, veriler ve bilgilerin tam ve doğru olduğu garanti edilemez; içerik, haber verilmeksizin değiştirilebilir. Tüm veriler, İş Yatırım Menkul Değerler A.Ş. tarafından güvenilir olduğuna inanılan kaynaklardan alınmıştır. Bu kaynakların kullanılması nedeni ile ortaya çıkabilecek hatalardan İş Yatırım Menkul Değerler A.Ş. sorumlu değildir.

Bu içeriğe ilişkin tüm telif hakları İş Yatırım Menkul Değerler A.Ş.'ye aittir. Bu içerik, açık izniniz olmaksızın başkaları tarafından herhangi bir amaçla, kısmen veya tamamen çoğaltılamaz, dağıtılamaz, yayımlanamaz veya değiştirilemez.