

Türk Eurotahvilleri



Tanım	Enstrüman	Kupon	Vade ↕	İhraç Büyüklüğü (milyar)	Son	Alış Fiyatı	Satış Fiyatı	Birikmiş Faiz	Alış Getiri (%)	Satış Getiri (%)	Minimum İşlem	Fiyat Performansı		Dur.	Payment Rank
												1A(Δ %)	1Y(Δ %)		
*Vadelerine göre sıralanmıştır.															
USD Cinsinden															
Devlet Eurotahvilleri															
US900123BY51	TURKEY 5.125 22	5.13	25/03/22	1,000	100.23	99.86	100.61	1.32	5.65	2.56	200,000	-0.53	-2.15	0.239	Sr Unsecured
XS1684378208	EXCRTU 4.25 22	4.25	18/09/22	500	99.30	98.91	99.69	1.18	5.81	4.68	200,000	-0.86	0.04	0.694	Sr Unsecured
US900123BZ27	TURKEY 6.25 22	6.25	26/09/22	2,500	100.70	100.24	101.15	1.60	5.90	4.65	200,000	-1.68	-3.67	0.711	Sr Unsecured
US900123CA66	TURKEY 3.25 23	3.25	23/03/23	1,500	97.11	96.81	97.42	0.86	5.96	5.44	200,000	-2.05	-2.33	1.178	Sr Unsecured
XS1496463297	EXCRTU 5.375 23	5.38	24/10/23	500	96.92	96.45	97.38	0.96	7.49	6.92	200,000	-3.44	-3.64	1.683	Sr Unsecured
US900123CR91	TURKEY 7.25 23	7.25	23/12/23	2,000	101.19	100.72	101.66	0.10	6.85	6.35	200,000	-3.62	-7.01	1.824	Sr Unsecured
XS1917720911	EXCRTU 8.25 24	8.25	24/01/24	500	101.59	101.22	101.95	3.53	7.60	7.22	200,000	-3.22	-6.06	1.817	Sr Unsecured
US900123CF53	TURKEY 5.75 24	5.75	22/03/24	2,500	97.74	97.28	98.20	1.53	7.08	6.63	200,000	-3.31	-6.68	2.026	Sr Unsecured
XS1814962582	EXCRTU 6.125 24	6.13	03/05/24	500	98.06	97.56	98.56	0.94	7.27	6.79	200,000	-2.69	-3.75	2.127	Sr Unsecured
US900123CV04	TURKEY 6.35 24	6.35	10/08/24	2,250	98.36	97.89	98.84	2.43	7.25	6.84	200,000	-3.64	-7.98	2.311	Sr Unsecured
US900123CW86	TURKEY 5.6 24	5.60	14/11/24	2,500	96.48	95.99	96.97	0.68	7.16	6.77	200,000	-3.23	-7.57	2.586	Sr Unsecured
US900123AW05	TURKEY 7.375 25	7.38	05/02/25	3,250	100.94	100.61	101.28	2.93	7.15	6.91	2,000	-2.94	-9.05	2.659	Sr Unsecured
US900123CX69	TURKEY 4.25 25	4.25	13/03/25	2,000	92.49	92.05	92.92	1.24	7.06	6.74	200,000	-2.95	-7.11	2.887	Sr Unsecured
US900123CZ18	TURKEY 6.375 25	6.38	14/10/25	2,500	97.50	97.05	97.95	1.31	7.27	6.99	200,000	-3.27	-9.33	3.265	Sr Unsecured
US900123DB31	TURKEY 4.75 26	4.75	26/01/26	1,750	92.04	91.73	92.36	2.01	7.12	6.93	200,000	-3.33		3.535	Sr Unsecured
US900123CJ75	TURKEY 4.25 26	4.25	14/04/26	1,500	89.65	89.19	90.10	0.87	7.22	6.95	200,000	-3.20	-8.84	3.778	Sr Unsecured
XS2332876106	EXCRTU 5.75 26	5.75	06/07/26	750	92.10	91.82	92.37	2.84	7.94	7.78	200,000	-2.92		3.753	Sr Unsecured
US900123CK49	TURKEY 4.875 26	4.88	09/10/26	3,000	90.67	90.22	91.11	1.07	7.34	7.10	200,000	-3.29	-9.81	4.097	Sr Unsecured
US900123CL22	TURKEY 6 27	6.00	25/03/27	3,250	94.47	94.02	94.92	1.55	7.39	7.18	200,000	-3.11	-10.38	4.323	Sr Unsecured
US900123CP36	TURKEY 5.125 28	5.13	17/02/28	2,000	89.77	89.49	90.06	1.86	7.28	7.15	200,000	-3.33	-10.59	5.002	Sr Unsecured
US900123CQ19	TURKEY 6.125 28	6.13	24/10/28	2,750	93.18	92.87	93.49	1.09	7.48	7.35	200,000	-3.57	-11.88	5.367	Sr Unsecured
US900123CT57	TURKEY 7.625 29	7.63	26/04/29	3,000	99.68	99.20	100.16	1.31	7.77	7.59	200,000	-3.83	-13.01	5.464	Sr Unsecured
US900123AL40	TURKEY 11.875 30	11.88	15/01/30	1,500	124.88	124.30	125.46	5.38	7.76	7.59	1,000	-4.16	-13.74	5.260	Sr Unsecured
US900123CY43	TURKEY 5.25 30	5.25	13/03/30	2,000	85.93	85.45	86.41	1.53	7.67	7.50	200,000	-3.88	-13.59	6.287	Sr Unsecured
US900123DA57	TURKEY 5.95 31	5.95	15/01/31	2,250	89.64	89.20	90.08	2.69	7.62	7.48	200,000	-2.89	-13.54	6.546	Sr Unsecured
US900123DC14	TURKEY 5.875 31	5.88	26/06/31	1,750	88.83	88.35	89.30	0.03	7.62	7.47	200,000	-3.12		6.994	Sr Unsecured
US900123DD96	TURKEY 6.5 33	6.50	20/09/33	1,500	90.98	90.51	91.45	1.77	7.74	7.61	200,000	-2.88		7.749	Sr Unsecured
US900123AT75	TURKEY 8 34	8.00	14/02/34	1,500	103.60	103.17	104.03	2.98	7.59	7.49	2,000	-2.37	-12.36	7.551	Sr Unsecured
US900123AY60	TURKEY 6.875 36	6.88	17/03/36	2,750	93.60	93.18	94.02	1.93	7.67	7.57	2,000	-1.63	-13.07	8.603	Sr Unsecured
US900123BB58	TURKEY 7.25 38	7.25	05/03/38	1,000	96.43	96.02	96.85	2.28	7.68	7.59	2,000	-2.39	-13.27	9.091	Sr Unsecured
US900123BG46	TURKEY 6.75 40	6.75	30/05/40	2,000	89.58	89.03	90.13	0.53	7.89	7.77	100,000	-2.49	-15.26	9.929	Sr Unsecured
US900123BJ84	TURKEY 6 41	6.00	14/01/41	3,000	82.78	82.28	83.29	2.73	7.80	7.69	200,000	-2.29	-15.23	10.088	Sr Unsecured
US900123CB40	TURKEY 4.875 43	4.88	16/04/43	3,000	76.87	76.49	77.24	0.98	7.02	6.94	200,000	0.47	-11.05	11.733	Sr Unsecured
US900123CG37	TURKEY 6.625 45	6.63	17/02/45	3,000	88.36	88.02	88.71	2.41	7.75	7.68	200,000	-1.27	-14.34	10.747	Sr Unsecured
US900123CM05	TURKEY 5.75 47	5.75	11/05/47	3,500	80.98	80.61	81.35	0.75	7.46	7.39	200,000	-1.07	-13.55	11.818	Sr Unsecured

Türk Eurotahvilleri



Tanım	Enstrüman	Kupon	Vade ↕	İhraç Büyüklüğü (milyar)	Son	Alış Fiyatı	Satış Fiyatı	Birikmiş Faiz	Alış Getiri (%)	Satış Getiri (%)	Minimum İşlem	Fiyat Performansı		Dur.	Payment Rank
												1A(Δ %)	1Y(Δ %)		
*Vadelerine göre sıralanmıştır.															
Sukuk															
XS1816199373	TURKSK 5.8 22	5.80	21/02/22	2,000	100.25	100.01	100.49	2.05	5.64	2.43	200,000	-0.68	-1.86	0.146	Sr Unsecured
XS1586385178	TURKSK 5.004 23	5.00	06/04/23	1,250	99.99	99.75	100.24	1.13	5.21	4.80	200,000	-1.84	-1.77	1.209	Sr Unsecured
XS1141043296	TURKSK 4.489 24	4.49	25/11/24	1,000	97.50	97.12	97.87	0.42	5.58	5.29	200,000	-2.42	-2.40	2.669	Sr Unsecured
XS2351109116	TURKSK 5.125 26	5.13	22/06/26	2,500	95.89	95.73	96.04	0.09	6.23	6.15	200,000	-2.56		3.925	Sr Unsecured

Özel Sektör Eurotahvilleri

Finansal Kuruluşlar

XS1571399754	YKBNK 5.75 22	5.75	24/02/22	600	100.23	99.80	100.65	1.98	6.91	1.52	200,000	-0.22	-1.17	0.155	Sr Unsecured
XS1508390090	ISCTR 5.5 22	5.50	21/04/22	600	100.20	99.71	100.69	1.02	6.39	3.24	200,000	-0.62	-1.04	0.309	Sr Unsecured
XS1605397394	TCZIRA 5.125 22	5.13	03/05/22	600	99.75	99.32	100.17	0.78	7.07	4.60	200,000	-0.85	-0.66	0.340	Sr Unsecured
XS1613091500	QNBFB 4.875 22	4.88	19/05/22	750	100.21	99.75	100.68	0.53	5.51	3.11	200,000	-0.58	-1.92	0.385	Sr Unsecured
XS1622626379	VAKBN 5.625 22	5.63	30/05/22	500	100.01	99.75	100.28	0.44	6.22	4.94	200,000	-1.25	-0.97	0.412	Sr Unsecured
USM8931TAF68	GARAN 5.25 22	5.25	13/09/22	750	99.91	99.53	100.30	1.53	5.93	4.80	200,000	-1.91	-2.00	0.677	Sr Unsecured
USM0375YAK49	AKBNK 5 22	5.00	24/10/22	500	99.61	99.20	100.01	0.89	6.00	4.99	150,000	-1.54	-1.46	0.788	Sr Unsecured
XS0847042024	ISCTR 6 22	6.00	24/10/22	1,000	99.60	98.91	100.30	1.07	7.38	5.62	200,000	-1.58	-1.18	0.783	Subordinated
XS0849728190	VAKBN 6 22	6.00	01/11/22	672	98.73	98.13	99.33	0.95	8.34	6.82	200,000	-2.36	-1.42	0.797	Subordinated
XS0861979440	YKBNK 5.5 22	5.50	06/12/22	1,000	98.68	98.08	99.27	0.34	7.65	6.31	200,000	-2.05	-1.46	0.894	Subordinated
XS1750996206	TSKBTI 5.5 23	5.50	16/01/23	350	98.94	98.65	99.22	2.48	6.85	6.28	200,000	-1.87	-1.44	0.978	Sr Unsecured
XS1711581337	FCFIN 6 23	6.00	25/01/23	300	100.10	99.46	100.74	2.55	6.53	5.28	200,000	-1.57	0.25	1.002	Sr Unsecured
XS1760780731	VAKBN 5.75 23	5.75	30/01/23	650	98.94	98.71	99.16	2.36	6.99	6.56	200,000	-2.43	-1.86	1.013	Sr Unsecured
XS1576037284	GARAN 5.875 23	5.88	16/03/23	500	99.98	99.63	100.33	1.66	6.19	5.59	200,000	-2.61	-3.48	1.141	Sr Unsecured
XS1788516679	YKBNK 6.1 23	6.10	16/03/23	500	99.75	99.39	100.11	1.73	6.62	5.99	200,000	-2.66	-2.58	1.137	Sr Unsecured
XS1691349010	TCZIRA 5.125 23	5.13	29/09/23	500	96.32	95.73	96.90	1.27	7.77	7.03	200,000	-3.43	-3.42	1.617	Sr Unsecured
XS1003016018	ISCTR 7.85 23	7.85	10/12/23	400	101.01	100.23	101.79	0.39	7.72	6.85	200,000	-3.64	-3.80	1.776	Subordinated
XS1970705528	VAKBN 8.125 24	8.13	28/03/24	600	100.52	100.15	100.89	2.03	8.04	7.68	200,000	-4.27	-5.50	1.985	Sr Unsecured
XS1578203462	ISCTR 6.125 24	6.13	25/04/24	1,250	96.99	96.41	97.57	1.07	7.84	7.27	200,000	-3.67	-4.43	2.099	Sr Unsecured
XS1634372954	YKBNK 5.85 24	5.85	21/06/24	500	96.54	95.96	97.13	0.11	7.67	7.13	200,000	-3.51	-4.67	2.256	Sr Unsecured
XS1959391019	QNBFB 6.875 24	6.88	07/09/24	650	101.68	101.34	102.02	2.12	6.32	6.05	200,000	-3.59	-6.79	2.381	Sr Unsecured
XS1958649854	YKBNK 8.25 24	8.25	15/10/24	500	101.09	100.71	101.47	1.67	7.95	7.65	200,000	-3.86	-7.77	2.423	Sr Unsecured
XS2100270508	TSKBTI 6 25	6.00	23/01/25	400	94.70	94.01	95.40	2.58	8.25	7.71	200,000	-3.45	-5.63	2.661	Sr Unsecured
XS2112797290	VAKBN 5.25 25	5.25	05/02/25	750	91.50	90.81	92.18	2.09	8.69	8.15	200,000	-5.24	-6.56	2.715	Sr Unsecured
XS1210422074	AKBNK 5.125 25	5.13	31/03/25	500	92.64	92.01	93.27	1.25	7.95	7.49	200,000	-4.98	-7.45	2.880	Sr Unsecured
XS2266963003	VAKBN 6.5 26	6.50	08/01/26	750	93.67	92.95	94.38	3.07	8.61	8.16	200,000	-5.44	-7.90	3.338	Sr Unsecured
XS2281369301	TSKBTI 5.875 26	5.88	14/01/26	350	91.79	91.22	92.36	2.68	8.48	8.13	200,000	-3.80		3.394	Sr Unsecured
XS2131335270	AKBNK 6.8 26	6.80	06/02/26	500	96.63	95.92	97.34	2.68	7.98	7.56	200,000	-4.99	-8.24	3.411	Sr Unsecured
XS2274089288	TCZIRA 5.375 26	5.38	02/03/26	600	90.50	89.87	91.12	1.73	8.29	7.91	200,000	-4.10		3.558	Sr Unsecured
XS2386558113	VAKBN 5.5 26	5.50	01/10/26	500	89.19	88.89	89.50	1.56	8.37	8.21	200,000	-5.64		3.979	Sr Unsecured
XS1574750292	AKBNK 7.2 27	7.20	16/03/27	500	98.87	98.26	99.48	2.04	6.82	6.54	200,000	-0.10	-0.53	0.210	Subordinated

Türk Eurotahvilleri



Tanım	Enstrüman	Kupon	Vade ↕	İhraç Büyüklüğü (milyar)	Son	Alış Fiyatı	Satış Fiyatı	Birikmiş Faiz	Alış Getiri (%)	Satış Getiri (%)	Minimum İşlem	Fiyat Performansı		Dur.	Payment Rank
												1A(Δ %)	1Y(Δ %)		
*Vadelerine göre sıralanmıştır.															
XS1584113184	TSKBTI 7.625 27	7.63	29/03/27	300	99.48	98.64	100.32	1.89	7.26	6.87	200,000	-0.49	1.65	0.247	Subordinated
XS1617531063	GARAN 6.125 27	6.13	24/05/27	750	98.25	97.74	98.77	0.58	6.12	5.89	200,000	-0.90	-0.12	0.389	Subordinated
XS1655085485	ODEABK 7.625 27	7.63	01/08/27	300	78.16	76.99	79.33	3.11	13.08	12.38	200,000	-6.22	25.09	0.445	Subordinated
XS1551747733	VAKBN 8 27	8.00	01/11/27	228	99.32	98.35	100.29	1.27	7.69	7.28	200,000	-1.33	-0.79	0.787	Subordinated
XS1706923148	FCFIN 7.25 27	7.25	09/11/27	150	98.53	97.96	99.10	0.99	7.09	6.85	200,000	-1.47	1.01	0.810	Subordinated
XS1386178237	FCFIN 7.75 27	7.75	24/11/27	300	97.46	96.18	98.74	2.02	7.75	7.21	200,000	-2.84	2.03	1.125	Subordinated
XS1772360803	AKBNK 6.797 28	6.80	27/04/28	400	96.70	96.09	97.31	1.15	6.49	6.25	200,000	-1.98	-0.78	1.223	Subordinated
XS1623796072	ISCTR 7 28	7.00	29/06/28	500	96.72	95.82	97.62	3.48	7.44	7.08	200,000	-2.72	-1.12	1.338	Subordinated
XS2106022754	ISCTR 7.75 30	7.75	22/01/30	750	96.86	96.02	97.69	3.36	8.23	7.93	200,000	-2.38	-2.28	2.575	Subordinated
XS2286436451	YKBNK 7.875 31	7.88	22/01/31	500	96.51	95.35	97.66	3.39	8.99	8.61	200,000	-2.38		3.282	Subordinated
XS2355183091	AKBNK 6.8 31	6.80	22/06/31	500	91.30	91.01	91.58	0.11	8.39	8.30	200,000	-2.68		3.732	Subordinated
XS1867595750	YKBNK 13.875 PERP	13.88		650	106.87	106.24	107.50	6.28	12.12	11.97	200,000	-3.59	-4.42	1.673	JR Subordinated
Finans Dışı															
XS1684378208	EXCRTU 4.25 22	4.25	18/09/22	500	99.30	98.91	99.69	1.18	5.81	4.68	200,000	-0.86	0.04	0.694	Sr Unsecured
XS0848940523	AEFES 3.375 22	3.38	01/11/22	180	100.44	100.13	100.75	0.53	3.22	2.46	200,000	-0.72	-1.80	0.822	Sr Unsecured
XS1747548532	PETKM 5.875 23	5.88	26/01/23	500	100.34	100.02	100.66	2.48	5.85	5.24	200,000	-0.36	-1.95	1.007	Sr Unsecured
XS1379145656	KCHOL 5.25 23	5.25	15/03/23	750	100.47	99.96	100.98	1.50	5.28	4.41	200,000	-0.94	-2.76	0.917	Sr Unsecured
XS0910932788	ACKAF 5 23	5.00	03/04/23	500	100.00	99.42	100.59	1.18	5.48	4.51	200,000	-1.84	-3.39	1.197	Sr Unsecured
XS1807502668	RGYAST 7.25 23	7.25	26/04/23	300	91.33	89.90	92.76	1.25	15.97	13.36	200,000	-6.28	0.89	1.186	Sr Unsecured
XS1496463297	EXCRTU 5.375 23	5.38	24/10/23	500	96.92	96.45	97.38	0.96	7.49	6.92	200,000	-3.44	-3.64	1.683	Sr Unsecured
XS1917720911	EXCRTU 8.25 24	8.25	24/01/24	500	101.59	101.22	101.95	3.53	7.60	7.22	200,000	-3.22	-6.06	1.817	Sr Unsecured
XS1814962582	EXCRTU 6.125 24	6.13	03/05/24	500	98.06	97.56	98.56	0.94	7.27	6.79	200,000	-2.69	-3.75	2.127	Sr Unsecured
XS1028951264	TURKTI 4.875 24	4.88	19/06/24	500	98.29	97.54	99.04	0.12	5.96	5.30	200,000	-2.55	-4.72	2.293	Sr Unsecured
XS1577950402	CCOLAT 4.215 24	4.22	19/09/24	500	101.15	100.53	101.78	1.16	4.01	3.52	200,000	-1.62	-3.97	2.307	Sr Unsecured
XS1686704948	TUPRST 4.5 24	4.50	18/10/24	700	96.18	95.57	96.79	0.88	6.24	5.75	200,000	-2.03	-2.63	2.565	Sr Unsecured
XS1955059420	TURKTI 6.875 25	6.88	28/02/25	500	101.75	101.44	102.05	2.29	6.36	6.15	200,000	-3.15	-7.59	2.753	Sr Unsecured
XS1961766596	KCHOL 6.5 25	6.50	11/03/25	750	101.14	100.78	101.50	1.93	6.22	5.98	200,000	-2.28	-6.80	2.605	Sr Unsecured
XS1298711729	TCELLT 5.75 25	5.75	15/10/25	500	98.92	98.31	99.53	1.17	6.25	5.89	200,000	-3.41	-6.94	3.323	Sr Unsecured
XS2010029234	ISTNBL 6.375 25	6.38	09/12/25	580	90.02	89.58	90.45	0.34	9.61	9.32	200,000	-5.66	-11.55	3.355	Sr Unsecured
XS1961010987	SİSETI 6.95 26	6.95	14/03/26	700	102.44	102.03	102.84	2.01	6.39	6.17	200,000	-3.91	-7.41	3.363	Sr Unsecured
XS2337336445	PGSUST 9.25 26	9.25	30/04/26	375	100.43	99.79	101.08	1.49	9.30	8.94	200,000	-3.04		2.781	Sr Unsecured
XS2346915890	ZOREN 9 26	9.00	01/06/26	300	82.56	81.39	83.74	0.68	14.89	14.05	200,000	-5.85		3.110	Sr Unsecured
XS2368781477	AYDEMT 7.75 27	7.75	02/02/27	750	81.16	80.16	82.15	3.14	13.22	12.60	200,000	-9.92		3.447	Sr Unsecured
XS1803215869	TCELLT 5.8 28	5.80	11/04/28	500	95.68	95.09	96.27	1.24	6.77	6.53	200,000	-5.82	-9.92	5.096	Sr Unsecured
XS2355105292	AEFES 3.375 28	3.38	29/06/28	500	97.54	96.90	98.18	1.68	3.92	3.69	200,000	-1.56		5.676	Sr Unsecured

Devlet İç Borçlanma Senetleri

İŞ YATIRIM

Rapor Terimleri

Tanım	Kpn%	Vade Tarihi ↕	İhraç Tarihi	Vadeye kalan	İhraç (mn TL)	Hacim (mnTL)			Aynı Gün Valörlü Son İşlem Tarihi	Son Temiz Fiyat	Birikmiş Faiz	Basit Faiz	Bileşik Faiz (%)	Faiz Değ.(Δbp)			3ay Bant				Dur.	Konv.	PVBP * 100
						1G	Toplam	3A St.dev						1G	1H	3A	Min(%)	Mak(%)	Ort(%)	Z-skor			
İskontolu Tahviller																							
TRT130422T13		13/04/22	20/01/21	4 m	2.54	4.72	19.34	1.30	24/12/21	94.449		19.50	20.86	270			15.23	20.86	17.60	2.50	0.27	0.00	0.26
TRT150622T19		15/06/22	05/05/21	6 m	13.25	30.97	202.74	1.03	24/12/21	91.129		20.90	22.07	46			16.20	22.07	18.27	3.69	0.42	0.00	0.39
TRT071222T11		07/12/22	10/11/21	12 m	5.00	24.11	161.50	1.35	23/12/21	83.179		21.21	21.31	2	101		17.15	21.59	19.07	1.66	0.87	0.01	0.66

Sabit Kuponlu Tahviller

TRT120122T17	4.75	12/01/22	25/01/12	1 m	10.59	84.61	367.06	1.04	24/12/21	99.580	4.33	18.39	20.10	107			16.07	21.11	17.94	2.09	0.04	0.00	0.05
TRT020322T17	5.50	02/03/22	08/03/17	2 m	16.84	53.01	651.83	1.13	24/12/21	98.500	3.54	19.07	20.63	-5	256	232	12.94	21.02	17.95	2.36	0.16	0.00	0.18
TRT040522T13	4.50	04/05/22	06/05/20	4 m	20.61	0.97	161.74	0.90	24/12/21	96.225	1.34	20.05	21.36	0	265		16.35	21.36	18.23	3.49	0.32	0.00	0.32
TRT170822T15	5.35	17/08/22	23/08/17	8 m	15.30	6.86	104.40	1.03	24/12/21	94.200	3.85	20.61	21.67	30	105		16.64	21.67	18.63	2.95	0.55	0.01	0.54
TRT140922T17	4.25	14/09/22	26/09/12	9 m	10.77	0.00	130.10	1.10	24/12/21		2.41						16.50	21.48	18.53		0.63	0.01	0.60
TRT091122T10	6.95	09/11/22	11/11/20	11 m	14.12	0.00	15.45	1.06	24/12/21		1.79						16.36	21.66	18.46		0.76	0.01	0.73
TRT180123T10	6.10	18/01/23	24/01/18	13 m	21.03	49.53	1249.28	1.55	24/12/21	91.838	5.33	21.13	22.25	13	39	408	17.33	24.02	18.90	2.16	0.88	0.01	0.86
TRT080323T10	3.55	08/03/23	20/03/13	15 m	16.99	3.92	54.07	1.47	24/12/21	85.000	2.15	21.87	23.07	31	64	464	17.62	23.53	19.12	2.69	1.03	0.02	0.90
TRT140623T19	8.10	14/06/23	20/06/18	18 m	23.34	1.89	45.67	1.29	23/12/21	94.200	0.40	20.95	22.05	-152		416	17.62	23.57	18.97	2.39	1.23	0.02	1.17
TRT200923T18	8.60	20/09/23	22/09/21	21 m	12.22	77.71	1014.92	1.78	24/12/21	93.797	4.54	21.59	22.76	19	46		17.65	23.87	19.79	1.67	1.36	0.03	1.34
TRT270923T11	4.40	27/09/23	09/10/13	21 m	12.93	0.41	14.76	2.00	20/12/21	80.000	2.01	23.13	24.47	189		650	14.07	24.47	18.28	3.10	1.47	0.03	1.21
TRT181023T19	10.05	18/10/23	24/10/18	22 m	8.21	2.49	143.54	1.48	24/12/21	96.000	3.75	22.82	24.12	1		582	15.14	24.51	18.87	3.54	1.39	0.03	1.39
TRT200324T13	5.20	20/03/24	02/04/14	27 m	7.59	17.70	80.83	1.34	16/12/21	77.900	2.46	23.55	24.94	206	290		15.39	24.94	18.92	4.51	1.80	0.04	1.49
TRT240724T15	4.50	24/07/24	06/08/14	31 m	19.47	0.25	30.06	1.80	24/12/21	73.750	3.76	22.98	24.30	18		593	17.61	24.98	19.13	2.87	1.99	0.05	1.54
TRT120325T12	4.00	12/03/25	25/03/15	39 m	18.87	10.73	56.79	1.95	24/12/21	66.999	2.26	23.06	24.39	3	55		17.49	25.17	19.55	2.48	2.46	0.08	1.69
TRT011025T16	6.30	01/10/25	07/10/20	46 m	41.92	107.86	1565.54	1.90	24/12/21	74.700	2.84	22.94	24.26	14	59	553	17.47	24.95	19.75	2.38	2.62	0.09	2.02
TRT110226T13	5.30	11/02/26	24/02/16	50 m	24.88	2.13	329.25	1.98	24/12/21	67.000	3.81	23.46	24.84	25	116	612	17.40	25.42	19.82	2.53	2.81	0.11	1.98
TRT020926T17	8.45	02/09/26	08/09/21	57 m	15.54	4.30	92.17	1.95	24/12/21	81.000	5.11	23.78	25.19	23	127	653	17.49	25.19	20.22	2.55	2.78	0.11	2.37
TRT240227T17	5.50	24/02/27	08/03/17	63 m	16.11	0.33	78.24	2.13	24/12/21	63.000	3.54	23.75	25.16	47		1,295	12.21	25.16	19.92	2.46	3.22	0.15	2.12
TRT110827T16	5.25	11/08/27	23/08/17	69 m	18.79	0.32	144.08	2.13	24/12/21	60.000	3.78	23.68	25.08	0	104	637	17.30	25.08	19.66	2.54	3.38	0.16	2.14
TRT080328T15	6.20	08/03/28	21/03/18	76 m	10.59	6.11	34.30	2.05	24/12/21	64.300	3.51	23.60	24.99	59	150		17.19	24.99	19.74	2.56	3.46	0.18	2.34
TRT131130T14	5.85	13/11/30	25/11/20	108 m	36.99	58.51	1419.40	1.83	24/12/21	58.700		22.67	23.95	31	112	547	16.98	23.95	19.50	2.43			

Değişken Faizli Tahviller

TRT200422T14	8.86	20/04/22	29/04/15	4 m	12.60	5.13	77.99		24/12/21	99.350	3.28										0.33	0.00	0.30
TRT050624T19	7.74	05/06/24	14/06/17	30 m	12.74	0.00	5.39		30/11/21		7.44										0.38	0.01	0.03
TRT020725T10	8.05	02/07/25	11/07/18	43 m	2.83	0.55	0.74		31/12/19	100.000	10.00										0.40	0.01	0.02
TRT060825T15	8.99	06/08/25	15/08/18	44 m	18.08	57.68	177.39		12/08/21	98.150	0.10										0.07	0.00	0.44
TRT041126T11	8.89	04/11/26	13/11/19	59 m	17.50	2.03	11.70		30/09/21	100.000	6.33										0.40	0.01	0.11
TRT050527T17	8.89	05/05/27	13/05/20	65 m	20.01	0.30	15.58		30/09/21	97.460	6.33										0.37	0.01	0.11

Devlet İç Borçlanma Senetleri

İŞ YATIRIM

Rapor Terimleri

Tanım	Kpn%	Vade Tarihi ↕	İhraç Tarihi	Vadeye kalan	İhraç (mn TL)	Hacim (mnTL)			Aynı Gün Valörlü Son İşlem Tarihi	Son Temiz Fiyat	Birikmiş Faiz	Basit Faiz	Bileşik Faiz (%)	Faiz Değ.(Δbp)			3ay Bant				Dur.	Konv.	PVBP * 100	
						1G	Toplam	3A St.dev						1G	1H	3A	Min(%)	Mak(%)	Ort(%)	Z-skor				
TRT171127T15	8.77	17/11/27	25/11/20	72 m	15.56	4.81	53.12		95.400															
TRT130928T12	9.01	13/09/28	22/09/21	82 m	10.15																			

TÜFE'ye Endekli Tahviller

TRT230222T13	1.50	23/02/22	07/03/12	2 m	9.80	18.49	141.98	5.46	30/11/21	106.000	0.81	-29.18	-25.88				-26.48	3.49	0.35	-4.80	0.23	0.00	0.34	
TRT261022T10	1.00	26/10/22	07/11/12	10 m	10.35	3.03	22.94	2.11	03/12/21	107.500	0.22	-6.45	-6.35				-6.35	4.55	2.30	-4.11	0.94	0.01	1.26	
TRT030523T13	0.50	03/05/23	15/05/13	17 m	15.33	2.87	17.30	1.93	08/12/21	108.000	0.10	-4.60	-4.55				-4.55	4.36	1.90	-3.34	1.40	0.03	1.97	
TRT020823T11	1.50	02/08/23	14/08/13	20 m	8.48	1.47	42.41	1.17	23/11/21	111.500	0.92	-3.74	-3.71				-3.71	4.42	2.62	-5.40	1.63	0.04	2.37	
TRT081123T10	1.40	08/11/23	20/11/13	23 m	8.50	50.67	115.05	0.83	16/11/21	104.950	0.05	0.30	0.30	-9			0.30	4.24	2.96	-3.22				
TRT100124T17	2.10	10/01/24	16/01/19	25 m	13.04	0.00	6.01	0.93	10/08/21		0.32						1.50	4.14	3.15					
TRT080524T17	1.20	08/05/24	21/05/14	29 m	5.74	0.55	11.15	0.97	30/11/21	112.500	0.14	-2.60	-2.58				-2.58	4.27	2.74	-5.48	2.22	0.07	3.19	
TRT050624T35	2.05	05/06/24	12/06/19	30 m	9.22	0.00	16.15	0.80	27/10/21	104.500	1.59	2.32	2.33	0			1.54	4.05	2.91	-0.72	2.36	0.08	1.79	
TRT180924T11	1.00	18/09/24	01/10/14	33 m	8.05	0.79	10.49	1.21	22/12/21	109.500	0.51	-1.38	-1.38				-2.89	4.44	2.77	-3.44	2.13	0.06	3.85	
TRT061124T11	1.60	06/11/24	13/11/19	35 m	7.14	3.23	14.20	1.28	17/12/21	118.200	0.35	-2.79	-2.77				-2.77	3.28	2.29	-3.97				
TRT290125T15	1.18	29/01/25	05/02/20	38 m	12.02	0.67	6.86	0.79	30/09/21	115.000	0.38	-2.21	-2.20	-393			-2.20	2.88	2.07	-5.40	3.01	0.12	2.01	
TRT160425T17	1.00	16/04/25	29/04/15	40 m	8.82	2.68	33.81	1.24	08/12/21	117.000	0.27	-2.81	-2.79				-2.79	4.44	2.77	-4.49	2.90	0.11	4.25	
TRT180625T13	0.75	18/06/25	24/06/20	42 m	18.67	940.33	3434.06	2.39	24/12/21	113.700	0.02	-2.26	-2.25				-4.28	2.97	0.65	-1.21	2.70	0.10	2.54	
TRT140126T11	1.35	14/01/26	27/01/16	49 m	20.25	1.38	169.79	1.07	23/11/21	127.000	0.93	-3.41	-3.38				-3.38	4.23	2.64	-5.62	3.48	0.15	4.89	
TRT070727T13	1.45	07/07/27	19/07/17	67 m	22.07	0.00	21.70	0.89	08/12/21		1.18						0.04	4.46	3.30		4.36	0.23	5.69	
TRT120128T11	1.45	12/01/28	24/01/18	74 m	11.83	4.32	13.37	1.27	07/12/21	120.000	1.12	-0.34	-0.34				-0.34	5.93	2.86	-2.52	4.79	0.28	5.79	
TRT280628T18	1.65	28/06/28	11/07/18	79 m	19.04	0.43	31.02	0.74	08/11/21	119.000	1.13	0.38	0.38				-264	0.38	4.21	2.81	-3.29			
TRT080530T19		08/05/30	20/05/20	102 m	25.60																			
TRT280531T14	1.50	28/05/31	09/06/21	115 m	23.97	32.68	291.42	1.28	24/12/21	125.500	0.16	0.27	0.27	12			-304	-0.10	3.31	1.90	-1.27	6.03	0.46	5.93

Kamu Kira Sertifikası

TRD260122T19	4.88	26/01/22	29/01/20	1 m	2.93	9.77	20.95	1.08	24/12/21	99.200	4.08	18.06	19.62	270	375		15.48	19.62	17.15	2.28	0.08	0.00	0.08
TRD090222T19	4.89	09/02/22	12/02/20	2 m	2.20	0.97	2.74	1.81	24/12/21	99.222	3.71	15.41	16.48	0			12.72	18.91	14.58	1.05	0.11	0.00	0.12
TRD230322T10	5.33	23/03/22	25/03/20	3 m	0.60	0.04	0.12	2.76	26/11/21	98.239	1.99	16.16	17.06				8.36	18.40	12.08	1.81			
TRD110522T12	4.70	11/05/22	13/05/20	5 m	6.46	0.00	32.62	1.00	23/12/21		1.14						15.62	18.81	17.42		0.35	0.00	0.35
TRD060722T17	4.75	06/07/22	08/07/20	6 m	1.10	0.01	10.60	1.24	17/12/21	96.920	4.33	15.50	16.10	0			14.01	17.99	15.24	0.70	0.55	0.01	0.65
TRD100822T10	5.38	10/08/22	16/08/17	8 m	1.18	0.00	1.50	1.33	16/12/21		3.78						13.96	18.70	15.94		0.58	0.01	0.59
TRD080223T19	6.95	08/02/23	10/02/21	14 m	1.47	0.00	0.08	1.69	23/12/21		5.16						13.93	18.33	16.56		0.93	0.01	0.93
TRD120723T18	9.04	12/07/23	14/07/21	19 m	0.00	3.95	65.95	0.53	20/12/21	99.745	7.95	18.24	19.07	22	115		16.66	19.07	17.85	2.31	1.22	0.02	1.31
TRD160823T13	8.90	16/08/23	18/08/21	20 m	0.92	1.04	5.64	0.70	24/12/21	97.500	6.41	19.58	20.54		142		16.65	20.54	18.08	3.51	1.29	0.02	1.36
TRD181023T17	9.05	18/10/23	20/10/21	22 m	0.00	1.00	32.39	1.14	24/12/21	97.000	3.38	20.08	21.09	1			16.67	21.09	18.07	2.64	1.45	0.03	1.49
TRD210824T15	6.80	21/08/24	26/08/20	32 m	0.55	0.01	2.35	1.68	24/12/21	93.300	4.63	16.79	17.49				12.69	18.84	14.22	1.94	2.04	0.06	1.99

Özel Sektör Tahvilleri (TL)

Kodu	Enstrüman	Kpn	Vade ↓	İhraç T.	Kpn Sıklık	Bir son. kupon t.	Toplam İhrac	Aynı Gün Valörlü Son İşlem Tarihi	Temiz Fiyat	Birikmiş Faiz	Getiri (%)	FaizΔ Son İki İşgünü Arası			Fiyat Değ.			Hacim Ort.		Dur.	Konv.	PVBP * 100
												1G(Δ)	1H(Δ)	3A(Δ)	1G(Δ)	1H(Δ)	3A(Δ)	1H	3A			
Özkaynak Hes.Dahil Borç.Araçları																						
TRSTISB72712	Türkiye İş Bankası A.Ş.	21.99	27/07/27	08/08/17	4.00	01/02/22	1100.00	23/12/21	108.337	3.13					0			0.92	4.11			0.126
TRSVKFB92719	Türkiye Vakıflar Bankası	20.16	06/09/27	18/09/17	4.00	14/03/22	525.00	28/09/21	100.790	0.88					1			2.94	1.35			0.199
TRSTHALE2716	Türkiye Halk Bankası A.	21.28	22/10/27	20/10/17	12.00	11/01/22	1000.00	14/12/21	100.550	0.29					0			0.13	1.47			0.072
TRSSKBA2716	Şekerbank T.A.Ş.	22.87	10/12/27	22/12/17	12.00	17/01/22	300.00	13/12/21	95.642	1.75					-2			1.66	1.57	-0.574	-0.017	0.005
TRSSKBA52818	Şekerbank T.A.Ş.	22.87	11/05/28	24/05/18	12.00	17/01/22	150.00	27/09/21	100.864	0.64								0.28	0.81			0.053
TRSTHAL62811	Türkiye Halk Bankası A.	14.10	04/07/28	03/07/18	2.00	29/12/21	1950.00	17/02/20	99.957	1.85	15							0.15	0.01			
TRSTHAL92826	Türkiye Halk Bankası A.	12.79	13/09/28	26/09/18	2.00	23/03/22	2979.80															
TRSEXIM92818	Türkiye İhracat Kredi B.	12.54	14/09/28	27/09/18	2.00	24/03/22	2901.76															
TRSFIBA10016	Fibabanka A.Ş.	23.75	12/03/29	20/03/19	4.00	16/03/22	100.00															
TRSTISB62911	Türkiye İş Bankası A.Ş.	16.75	06/06/29	19/06/19	4.00	16/03/22	800.00	22/12/21	100.000	0.37					0	0		1.23	0.86	-0.046	-0.003	0.220
TRSYKKB62914	Yapı Ve Kredi Bankası A	20.47	20/06/29	03/07/19	4.00	29/12/21	500.00	09/09/21		4.13								1.99	0.40			0.057
TRSTISB92918	Türkiye İş Bankası A.Ş.	28.11	13/09/29	26/09/19	4.00	23/03/22	350.00	22/12/21										0.08	0.27			0.237
TRSVKFB92925	Türkiye Vakıflar Bankası	16.80	14/09/29	27/09/19	4.00	25/03/22	725.00	15/12/21	108.055	4.19					2			0.83	0.20			4.569
TRSYKKB92911	Yapı Ve Kredi Bankası A	17.91	20/09/29	03/10/19	4.00	30/12/21	300.00	25/01/21	101.000						0			0.45	0.03			
TRSGRANE2915	Türkiye Garanti Bankası	17.71	07/10/29	09/10/19	4.00	07/01/22	252.88	24/12/21	107.500	3.93								0.28	0.22			4.640
TRSSKBA0017	Şekerbank T.A.Ş.		28/11/29	11/12/19			250.00	21/10/20										0.00	0.00			
TRSGRAN23013	Türkiye Garanti Bankası		14/02/30	14/02/20			750.00	10/12/21	106.690						-1			1.60	1.27			

Kira Sertifikaları (Kot içi)

TRDYVKS2119	Yatırım Varlık Kiralama	21.96	24/12/21	27/12/19	4.00	24/12/21	150.00	22/12/21	99.985	5.41					0			0.72	0.72			0.003
TRDBRKT2152	Bereket Varlık Kiralama	17.10	24/12/21	30/09/21		24/12/21	300.00	18/10/21	99.644		20							0.38	0.03			
TRDNVKA2120	Nurol Varlık Kiralama A	19.50	27/12/21	06/07/21		27/12/21	50.00	24/11/21		7.59								0.00	0.10			
TRDKTVKA2130	Kuveyt Türk Kira Sertifi	0.00	29/12/21	29/09/21		29/12/21	240.00	24/12/21										1.65	0.28	0.005	0.000	0.005
TRDKTVKA2148	Kuveyt Türk Kira Sertifi	0.00	30/12/21	01/10/21		30/12/21	150.00	17/11/21										0.00	0.00			
TRDKTVK12240	Kuveyt Türk Kira Sertifi	16.00	05/01/22	03/11/21		05/01/22	100.00															
TRDYVKS12219	Yatırım Varlık Kiralama	23.00	06/01/22	30/07/21		06/01/22	61.43	10/12/21	100.100	8.57	22	-6			0			2.68	0.21	0.060	0.000	0.071
TRDABVK12215	Aktif Bank Sukuk Varlık	0.00	07/01/22	01/10/21		07/01/22	100.00	22/12/21	100.000		19							0.71	0.08	0.041	0.000	0.041
TRDZKVK12213	Ziraat Katılım Varlık Kir	17.80	07/01/22	28/09/21		07/01/22	600.00	24/12/21	100.031	4.39	18	2			0			2.96	1.81	0.028	0.000	0.031
TRDVVRK12217	Vakıf Varlık Kiralama A.	0.00	07/01/22	15/10/21		07/01/22	550.00	24/12/21										0.00	0.00	0.030	0.000	0.030
TRDKLVK12213	Kalkınma Yatırım Varlık	0.00	10/01/22	12/10/21		10/01/22	50.00															
TRDHVKA12212	Halk Varlık Kiralama A.Ş	17.85	11/01/22	05/10/21		11/01/22	200.00	24/12/21		4.06								0.15	0.01	0.038	0.000	0.042
TRDVVRK12225	Vakıf Varlık Kiralama A.	0.00	12/01/22	04/11/21		12/01/22	1050.00	24/12/21										0.80	0.13	0.044	0.000	0.044
TRDKTVK12216	Kuveyt Türk Kira Sertifi	0.00	13/01/22	15/10/21		13/01/22	250.00	24/12/21										10.10	0.89	0.047	0.000	0.047
TRDTFVK12216	Türkiye Finans Varlık Ki	0.00	14/01/22	26/07/21		14/01/22	500.00	06/12/21	100.000		18	-2			0			0.00	0.00	0.104	0.001	0.104
TRDTFVK12224	Türkiye Finans Varlık Ki	18.25	14/01/22	09/08/21		14/01/22	500.00	06/12/21	100.000	6.00	19	-1			0			0.00	0.00	0.096	0.001	0.108
TRDZKVK12221	Ziraat Katılım Varlık Kir	17.80	19/01/22	13/10/21		19/01/22	500.00	23/12/21	100.071	3.51	18	0	1		0	0		1.90	0.72	0.066	0.000	0.073
TRDTFVK12232	Türkiye Finans Varlık Ki	0.00	26/01/22	22/11/21		26/01/22	1300.00	24/12/21										0.00	0.00	0.082	0.000	0.082
TRDKTVK12265	Kuveyt Türk Kira Sertifi	15.00	27/01/22	24/11/21		27/01/22	175.00	22/12/21		1.19								0.00	0.00	0.089	0.000	0.096
TRDBRKT12221	Bereket Varlık Kiralama	0.00	27/01/22	27/10/21		27/01/22	300.00	22/12/21										2.08	0.54	0.096	0.001	0.096
TRDVVRK12233	Vakıf Varlık Kiralama A.	0.00	28/01/22	24/11/21		28/01/22	400.00	24/12/21										0.00	0.00	0.088	0.001	0.088
TRDZKBV12212	Zkb Varlık Kiralama A.Ş	16.15	31/01/22	15/11/21		31/01/22	100.00	24/12/21		1.86								1.99	0.27	0.089	0.000	0.096
TRDEVKS22210	Emlak Katılım Varlık Kir	16.15	01/02/22	26/10/21		01/02/22	106.10	24/12/21		2.74								0.95	0.07			

Özel Sektör Tahvilleri (TL)

Kodu	Enstrüman	Kpn	Vade ↓	İhraç T.	Kpn Sıklık	Bir son. kupon t.	Toplam İhrac	Aynı Gün Valörlü Son İşlem Tarihi	Temiz Fiyat	Birikmiş Faiz	Getiri (%)	FaizΔ Son İki İşgünü Arası			Fiyat Değ.			Hacim Ort.		Dur.	Konv.	PVBP * 100
												1G(Δ)	1H(Δ)	3A(Δ)	1G(Δ)	1H(Δ)	3A(Δ)	1H	3A			
TRDHVKA22237	Halk Varlık Kiralama A.Ş.	16.20	01/02/22	04/11/21		01/02/22	100.00	20/12/21	99.981	2.09	17						0.32	0.02	0.106	0.001	0.115	
TRDHVKA22229	Halk Varlık Kiralama A.Ş.	16.70	02/02/22	02/11/21		02/02/22	100.00	17/12/21	100.047	2.20	17	1			0		0.77	0.06	0.111	0.001	0.121	
TRDKTVK22223	Kuveyt Türk Kira Sertifi	16.00	03/02/22	05/11/21		03/02/22	350.00	23/12/21		2.15							0.02	0.17				
TRDBRKT22220	Bereket Varlık Kiralama	0.00	03/02/22	05/11/21		03/02/22	325.00	24/12/21	100.000		17	-18			0		3.37	0.26	0.104	0.001	0.104	
TRDNVKA22219	Nurol Varlık Kiralama A.Ş.	19.75	04/02/22	12/08/21		04/02/22	100.00	08/12/21	99.900	6.44	21	5			0		0.59	0.05				
TRDZVKV22212	Ziraat Katılım Varlık Kir	16.25	04/02/22	26/10/21		04/02/22	400.00	24/12/21		2.76							0.52	0.52	0.098	0.001	0.108	
TRDHVKA22211	Halk Varlık Kiralama A.Ş.	17.85	08/02/22	12/10/21		08/02/22	180.00	21/12/21		3.47							1.71	0.13	0.120	0.001	0.133	
TRDBRKT22253	Bereket Varlık Kiralama	0.00	10/02/22	12/11/21		10/02/22	150.00	09/12/21	99.984		17						2.14	0.17				
TRDBRKT22246	Bereket Varlık Kiralama	0.00	10/02/22	12/11/21		10/02/22	160.00	24/12/21									0.15	0.11	0.123	0.001	0.123	
TRDABVK22214	Aktif Bank Sukuk Varlık	0.00	18/02/22	12/11/21		18/02/22	100.00	20/12/21	99.980		17						0.01	0.00	0.161	0.001	0.162	
TRDZVKV22220	Ziraat Katılım Varlık Kir	16.10	23/02/22	12/11/21		23/02/22	600.00	24/12/21		1.98							19.04	1.48				
TRDHVKA32210	Halk Varlık Kiralama A.Ş.	16.30	01/03/22	09/11/21		01/03/22	200.00	23/12/21		2.01							2.65	0.21	0.170	0.001	0.182	
TRDHVKA32228	Halk Varlık Kiralama A.Ş.	16.30	03/03/22	17/11/21		03/03/22	100.00	23/12/21		1.65							4.11	0.32	0.174	0.001	0.186	
TRDNVKA32218	Nurol Varlık Kiralama A.Ş.	19.35	03/03/22	08/09/21		03/03/22	100.00	14/12/21		5.20							1.99	0.16				
TRDYVKS32217	Yatırım Varlık Kiralama	20.64	09/03/22	11/03/20	4.00	09/03/22	75.00	22/12/21		0.85							0.00	0.10			0.203	
TRDHVKA32244	Halk Varlık Kiralama A.Ş.	15.60	10/03/22	25/11/21		10/03/22	100.00															
TRDYVKS32225	Yatırım Varlık Kiralama	24.69	14/03/22	12/03/21	4.00	14/03/22	150.00	22/12/21		0.88							2.12	0.24	0.007	0.000	0.217	
TRDNVKA32226	Nurol Varlık Kiralama A.Ş.	19.50	16/03/22	21/09/21		16/03/22	50.00	21/12/21		4.92							0.00	0.00	0.210	0.001	0.232	
TRDBRKT32211	Bereket Varlık Kiralama	0.00	17/03/22	15/04/21	12.00	27/01/22	800.00	24/12/21	100.000						0	0	#####	20.18				
TRDTFVK32214	Türkiye Finans Varlık Kir	18.25	22/03/22	27/08/21		22/03/22	600.00	06/12/21	100.000	5.10	18	-2			0		0.00	0.00	0.264	0.002	0.288	
TRDHVKA32236	Halk Varlık Kiralama A.Ş.	15.50	22/03/22	23/11/21		22/03/22	120.00	24/12/21		1.44							0.06	0.09	0.216	0.001	0.228	
TRDZVKV32211	Ziraat Katılım Varlık Kir	0.00	30/03/22	30/09/21		30/03/22	450.00	22/12/21									0.33	0.90				
TRDTFVK42213	Türkiye Finans Varlık Kir	18.00	08/04/22	19/10/21		08/04/22	500.00	06/12/21	100.000	2.42	19	-2			0		0.00	0.00	0.307	0.002	0.323	
TRDYVKS42216	Yatırım Varlık Kiralama	23.50	14/04/22	17/09/21		14/04/22	61.98	24/12/21		6.50							0.08	0.03	0.266	0.002	0.297	
TRDYVKS52223	Yatırım Varlık Kiralama	23.00	25/05/22	27/10/21		25/05/22	33.53	21/12/21	100.070	3.53	23	4	4		0	0	0.99	0.08	0.379	0.003	0.400	
TRDYVKS52215	Yatırım Varlık Kiralama	21.22	25/05/22	24/05/21	4.00	21/02/22	250.00	10/12/21	100.865	1.22					0		12.13	0.94	0.188	0.002	0.190	
TRDYVKS2214	Yatırım Varlık Kiralama	21.33	12/10/22	14/10/20	4.00	12/01/22	75.00	22/12/21		4.15							0.33	0.15	0.012	0.001	0.057	
TRDEMVK2214	Emlak Varlık Kiralama A.Ş.	18.10	25/10/22	20/10/21	4.00	18/01/22	100.00	21/12/21		3.12							2.59	0.24	0.710	0.009	0.767	
TRDEMVK2216	Emlak Varlık Kiralama A.Ş.	17.60	11/11/22	05/11/21	4.00	04/02/22	100.00	24/12/21	102.000	2.51	16						2.13	0.17	0.754	0.009	0.817	
TRDEVKS2228	Emlak Katılım Varlık Kir	16.30	16/11/22	10/11/21	12.00	10/01/22	51.80	10/12/21	100.000	0.13					-1		0.14	0.01				
TRDYVKS12326	Yatırım Varlık Kiralama	22.46	12/01/23	15/01/21	4.00	14/01/22	70.00	22/12/21	100.000	4.25							0.18	0.07	-0.033	0.001	0.062	
TRDABVK43012	Aktif Bank Sukuk Varlık	17.20	25/04/30	07/05/20	4.00	03/02/22	420.00	22/11/21		0.90							0.00	0.00	-0.295	-0.006	4.424	

Özel Sektör Tahvilleri (TL)

Kodu	Enstrüman	Kpn	Vade ↓	İhraç T.	Kpn Sıklık	Bir son. kupon t.	Toplam İhrac	Aynı Gün Valörlü Son İşlem Tarihi	Temiz Fiyat	Birikmiş Faiz	Getiri (%)	FaizΔ Son İki İşgünü Arası			Fiyat Değ.			Hacim Ort.		Dur.	Konv.	PVBP * 100
												1G(Δ)	1H(Δ)	3A(Δ)	1G(Δ)	1H(Δ)	3A(Δ)	1H	3A			

Finansman Bonoları (Kot içi)

TRFYKBA2119	Yapı Ve Kredi Bankası A.Ş.		24/12/21	01/10/21			322.00	29/11/21	98.796		19							0.71	0.05			
TRFISFNA2122	İş Finansal Kiralama A.Ş.		24/12/21	26/08/21			250.00	23/12/21	99.951		20							1.30	0.11	0.003	0.000	0.003
TRFFNBKA2135	Qnb Finansbank A.Ş.		24/12/21	03/09/21			338.51	16/12/21										2.05	0.16	0.017	0.000	0.019
TRFTEBKA2114	Türk Ekonomi Bankası A.Ş.		24/12/21	22/10/21			1584.46	23/12/21										14.31	1.26	0.003	0.000	0.003
TRFSKFHA2142	Şeker Faktoring A.Ş.		27/12/21	15/10/21			15.59															
TRFOYMDA2111	Oyak Yatırım Menkul Değerler A.Ş.		27/12/21	13/09/21			100.00	24/12/21										0.64	0.08	0.008	0.000	0.008
TRFAKFTA2122	Ak Faktoring A.Ş.		28/12/21	20/08/21			15.00															
TRFERTTA2133	Ereğli Tekstil Turizm Sanayi ve Ticaret A.Ş.		28/12/21	20/09/21			42.50	22/12/21										0.04	0.02	0.012	0.000	0.014
TRFISFNA2130	İş Finansal Kiralama A.Ş.		29/12/21	05/10/21			100.00	23/12/21	99.705		20	42			0			7.00	0.54	0.013	0.000	0.014
TRFISKMA2118	İş Yatırım Menkul Değerler A.Ş.		29/12/21	30/09/21			60.00	14/12/21										1.00	0.11	0.035	0.000	0.038
TRFINFMA2144	İnfo Yatırım Menkul Değerler A.Ş.		29/12/21	29/09/21			62.75	23/12/21										2.24	0.24	0.012	0.000	0.014
TRFINFMA2136	İnfo Yatırım Menkul Değerler A.Ş.		29/12/21	29/09/21			10.00															
TRFAKYBA2129	Aktif Yatırım Bankası A.Ş.		31/12/21	16/07/21			500.00															
TRFAKYB12222	Aktif Yatırım Bankası A.Ş.		04/01/22	04/10/21			300.00															
TRFFFKR12226	Qnb Finans Finansal Kiralama A.Ş.		04/01/22	07/09/21			80.94		95.572		20							1.37	0.11			
TRFFINF12211	Qnb Finans Faktoring A.Ş.		04/01/22	25/08/21			125.74	24/12/21										0.82	0.06	0.020	0.000	0.022
TRFTCMD12212	Tacirler Yatırım Menkul Değerler A.Ş.		04/01/22	13/07/21			50.00	20/12/21										6.85	0.53	0.035	0.000	0.038
TRFKNTF12218	Kent Faktoring A.Ş.		05/01/22	01/09/21			12.79	22/12/21										0.85	0.08	0.033	0.000	0.035
TRFOSMK12214	Osmanlı Yatırım Menkul Değerler A.Ş.		05/01/22	01/10/21			25.00	22/12/21										0.00	0.00	0.032	0.000	0.035
TRFVFAS12222	Vakıf Faktoring A.Ş.		05/01/22	27/10/21			467.18	24/12/21										1.40	0.11	0.023	0.000	0.024
TRFSKFK12216	Şeker Finansal Kiralama A.Ş.		05/01/22	08/09/21			35.00	22/12/21										0.04	0.00	0.032	0.000	0.035
TRSYAKF12218	Yapı Kredi Faktoring A.Ş.		05/01/22	09/07/20			90.00	14/08/20	91.570		20	-12			4			3.77	0.29			
TRFVFAS12214	Vakıf Faktoring A.Ş.		06/01/22	08/10/21			100.00	12/11/21	97.361		19							0.97	0.08			
TRFALNF12216	Alternatif Bank A.Ş.		06/01/22	08/09/21			150.00	23/12/21										0.54	0.04	0.032	0.000	0.035
TRFTHAL12243	Türkiye Halk Bankası A.Ş.		07/01/22	01/10/21			622.00	21/12/21										2.94	0.23	0.040	0.000	0.043
TRFFNBK12224	Qnb Finansbank A.Ş.		07/01/22	10/09/21			78.00	24/12/21										4.76	0.37	0.027	0.000	0.030
TRFTEBK12216	Türk Ekonomi Bankası A.Ş.		07/01/22	05/11/21			1054.25	24/12/21										2.85	0.22	0.028	0.000	0.030
TRFTPCF12210	Creditwest Faktoring A.Ş.		07/01/22	10/09/21			41.00	24/12/21										0.32	0.06	0.028	0.000	0.030
TRFINFM12217	İnfo Yatırım Menkul Değerler A.Ş.		07/01/22	08/10/21			50.00	21/12/21	99.031		23							1.90	0.20	0.039	0.000	0.043
TRFSKFH12212	Şeker Faktoring A.Ş.		07/01/22	08/10/21			15.98															
TRFFNBK12232	Qnb Finansbank A.Ş.		07/01/22	15/10/21			295.34	22/12/21	99.230		19							8.98	1.02	0.038	0.000	0.041
TRFNURL12219	Nurol Yatırım Bankası A.Ş.		07/01/22	01/10/21			100.00	21/12/21										1.81	0.14	0.040	0.000	0.043
TRFYKBA12213	Yapı Ve Kredi Bankası A.Ş.		07/01/22	08/10/21			759.20	24/12/21										15.23	2.15	0.027	0.000	0.030
TRFRAN12211	Türkiye Garanti Bankası A.Ş.		07/01/22	12/07/21			200.30	23/12/21										2.73	0.31	0.035	0.000	0.038
TRFTAMF12211	Tam Faktoring A.Ş.		07/01/22	12/11/21			59.00	24/12/21										0.00	0.00	0.027	0.000	0.030
TRFFINF12229	Qnb Finans Faktoring A.Ş.		10/01/22	02/09/21			74.26	21/12/21	98.970		21	37			3			0.83	0.06	0.047	0.000	0.051
TRFTISB12210	Türkiye İş Bankası A.Ş.		10/01/22	19/08/21			729.87	23/08/21										0.00	0.00			
TRFTISB12228	Türkiye İş Bankası A.Ş.		10/01/22	09/09/21			579.95	13/09/21										0.00	0.00			
TRFFFKR12234	Qnb Finans Finansal Kiralama A.Ş.		11/01/22	14/09/21			119.60	24/12/21										1.36	0.11	0.037	0.000	0.040
TRFFFKR12218	Qnb Finans Finansal Kiralama A.Ş.		11/01/22	01/09/21			56.20	22/12/21										0.79	0.06	0.047	0.000	0.051

Özel Sektör Tahvilleri (TL)

Kodu	Enstrüman	Kpn	Vade ↓	İhraç T.	Kpn Sıklık	Bir son. kupon t.	Toplam İhrac	Aynı Gün Valörlü Son İşlem Tarihi	Temiz Fiyat	Birikmiş Faiz	Getiri (%)	FaizΔ Son İki İşgünü Arası			Fiyat Değ.			Hacim Ort.		Dur.	Konv.	PVBP * 100
												1G(Δ)	1H(Δ)	3A(Δ)	1G(Δ)	1H(Δ)	3A(Δ)	1H	3A			
TRFZORN12212	Zorlu Enerji Elektrik Üre		12/01/22	03/06/21			22.20	24/12/21										0.06	0.00	0.040	0.000	0.043
TRFSKMD12217	Şeker Yatırım Menkul D		12/01/22	15/09/21			19.80	01/10/21										0.00	0.00	0.248	0.002	0.246
TRFBVYS12213	Birikim Varlık Yönetim A		12/01/22	06/10/21			25.00	24/12/21										0.61	0.06	0.040	0.000	0.043
TRFPASH12212	Pasha Yatırım Bank		13/01/22	06/10/21			100.00	25/10/21	96.160		20							1.10	0.09			
TRFNURL12227	Nurol Yatırım Bankası A		13/01/22	07/10/21			150.00	24/12/21										2.62	0.20			
TRFYKBK12221	Yapı Ve Kredi Bankası A		14/01/22	15/10/21			578.15	23/12/21	98.722		25							5.86	0.46	0.053	0.000	0.056
TRFYAKF12215	Yapı Kredi Faktoring A.Ş		14/01/22	16/09/21			450.00	24/12/21										1.23	0.16	0.045	0.000	0.048
TRFISGY12219	İş Gayrimenkul Yatırım		14/01/22	17/09/21			75.00	22/12/21	98.878		20							0.39	0.03	0.055	0.000	0.059
TRFFNBK12240	Qnb Finansbank A.Ş.		14/01/22	26/10/21			250.00	22/12/21	98.996		17							3.63	0.28	0.055	0.000	0.059
TRFFNBK12257	Qnb Finansbank A.Ş.		14/01/22	05/11/21			348.78	19/11/21	97.783		17							1.40	0.11			
TRFSRMD12212	Alnus Yatırım Menkul D		14/01/22	08/10/21			40.00	22/12/21	98.771		22							0.32	0.02	0.055	0.000	0.059
TRFAKBK12221	Akbank T.A.Ş.		14/01/22	23/11/21			989.63	24/12/21	98.849		28	1,104			0			9.97	1.06	0.044	0.000	0.048
TRFVKFB12235	Türkiye Vakıflar Bankası		14/01/22	22/10/21			452.01															
TRFTHAL12219	Türkiye Halk Bankası A.		14/01/22	27/07/21			80.00															
TRFFNYM12214	Qnb Finans Yatırım Me		18/01/22	08/09/21			60.00	24/12/21	98.739		20							1.11	0.09	0.054	0.000	0.059
TRFAKDN12213	Akdeniz Faktoring A.Ş.		18/01/22	11/10/21			21.92															
TRFKNTF12226	Kent Faktoring A.Ş.		20/01/22	29/09/21			12.00	15/12/21	98.018		23							0.14	0.01			
TRFTERA12213	Tera Menkul Değerler A		21/01/22	27/07/21			12.10	12/11/21										0.00	0.00	0.167	0.001	0.171
TRFTCMD12220	Tacirler Yatırım Menku		21/01/22	30/07/21			50.00	07/12/21										0.00	0.05	0.111	0.001	0.116
TRFAKYB12214	Aktif Yatırım Bankası A.		21/01/22	30/07/21			499.80															
TRFISFN12214	İş Finansal Kiralama A.Ş		24/01/22	24/09/21			200.00															
TRFISKM12216	İşık Yatırım Menkul Değ		24/01/22	26/10/21			40.00	23/12/21										0.06	0.00			
TRFFFKR12242	Qnb Finans Finansal Kir		25/01/22	21/09/21			100.00															
TRFGRAN12229	Türkiye Garanti Bankası		26/01/22	27/10/21			874.25	24/12/21										3.19	0.25	0.076	0.000	0.080
TRFFINF12237	Qnb Finans Faktoring A		26/01/22	28/09/21			161.10	24/12/21										0.69	0.05	0.075	0.000	0.080
TRFSKMD12225	Şeker Yatırım Menkul D		26/01/22	06/10/21			30.43	29/11/21										0.00	0.00			
TRDFDKT12219	Doruk Faktoring A.Ş.		26/01/22	29/07/21			82.00	23/12/21	98.176		22							0.00	0.00	0.082	0.000	0.087
TRFALNF12224	Alternatif Bank A.Ş.		26/01/22	30/09/21			170.00	24/12/21										0.54	0.04	0.075	0.000	0.080
TRFAKBK12213	Akbank T.A.Ş.		27/01/22	27/10/21			1351.63	24/12/21										3.07	0.45	0.075	0.000	0.081
TRFAKFT12215	Ak Faktoring A.Ş.		27/01/22	10/09/21			18.00	20/12/21	98.139		20							0.33	0.03			
TRFEKOF12218	Eko Faktoring A.Ş.		27/01/22	07/09/21			17.36	06/12/21										0.28	0.02			
TRFSUMF12211	Sümer Faktoring A.Ş.		27/01/22	10/08/21			17.00															
TRFSKFK12224	Şeker Finansal Kiralama		28/01/22	01/10/21			60.07	24/11/21	96.978		19							1.29	0.10			
TRFFNBK12216	Qnb Finansbank A.Ş.		28/01/22	30/07/21			445.83	23/12/21										5.97	0.46	0.087	0.000	0.092
TRFERTT12221	Ereğli Tekstil Turizm Sa		31/01/22	01/11/21			85.00	14/12/21	97.344		23							2.53	0.20	0.115	0.001	0.122
TRFTCMD22211	Tacirler Yatırım Menku		01/02/22	10/08/21			50.00	23/12/21	98.129		19	-98			0			1.47	1.40	0.098	0.001	0.103
TRFKNTF22217	Kent Faktoring A.Ş.		02/02/22	13/10/21			15.10	03/12/21	97.045		21	-140			0			0.19	0.02			
TRFTPFC22219	Creditwest Faktoring A		02/02/22	13/10/21			11.90		96.913		20							0.14	0.01			
TRFTAMF22210	Tam Faktoring A.Ş.		02/02/22	04/08/21			35.00	22/12/21										0.09	0.01	0.101	0.001	0.107
TRFOSMK22213	Osmanlı Yatırım Menku		03/02/22	02/11/21			25.00	24/12/21										0.00	0.00	0.095	0.001	0.100
TRFALNF22215	Alternatif Bank A.Ş.		03/02/22	08/10/21			175.00	05/11/21	95.866		19							1.07	0.08			
TRFAKBK22220	Akbank T.A.Ş.		03/02/22	25/11/21			158.75	17/12/21										0.00	0.00	0.114	0.001	0.118
TRFSUMF22228	Sümer Faktoring A.Ş.		04/02/22	17/09/21			20.00	22/12/21										0.34	0.03	0.107	0.001	0.113
TRFAREN22215	Arena Faktoring A.Ş.		04/02/22	05/11/21			10.00	23/12/21	97.771		21	2			2			0.51	0.04	0.104	0.001	0.110
TRFAKYB22239	Aktif Yatırım Bankası A.		04/02/22	05/11/21			75.00	15/12/21										0.00	0.00	0.126	0.001	0.131

Özel Sektör Tahvilleri (TL)

İŞ YATIRIM

[Rapor Terimleri](#)

Kodu	Enstrüman	Kpn	Vade ↓	İhraç T.	Kpn Sıklık	Bir son. kupon t.	Toplam İhrac	Aynı Gün Valörlü Son İşlem Tarihi	Temiz Fiyat	Birikmiş Faiz	Getiri (%)	FaizΔ Son İki İşgünü Arası			Fiyat Değ.			Hacim Ort.		Dur.	Konv.	PVBP * 100	
												1G(Δ)	1H(Δ)	3A(Δ)	1G(Δ)	1H(Δ)	3A(Δ)	1H	3A				
TRFSKMD22216	Şeker Yatırım Menkul D		09/02/22	27/10/21			30.71																
TRFFFKR22217	Qnb Finans Finansal Kir		09/02/22	23/02/21			73.04	31/05/21	96.181		18						0.69	0.05	0.638	0.007	0.551		
TRFLDFK22215	Lider Faktoring A.Ş.		09/02/22	14/10/21			25.00	13/12/21	97.069		21						0.14	0.01	0.140	0.001	0.145		
TRFTHAL22218	Türkiye Halk Bankası A.		10/02/22	18/08/21			70.00																
TRFTHAL22234	Türkiye Halk Bankası A.		11/02/22	12/11/21			1297.00	23/12/21									5.56	0.43	0.124	0.001	0.129		
TRFVKFB22226	Türkiye Vakıflar Bankası		11/02/22	19/11/21			537.35																
TRFCGDF22212	Çağdaş Faktoring A.Ş.		11/02/22	08/10/21			25.00	22/11/21									0.00	0.00					
TRFTBAK22213	Turkish Bank A.Ş.		11/02/22	11/11/21			24.50																
TRFAKYB22221	Aktif Yatırım Bankası A.		11/02/22	27/08/21			45.93																
TRFNURL22218	Nurol Yatırım Bankası A		11/02/22	12/11/21			150.00	22/12/21	97.725		18	4			1		8.36	0.69	0.126	0.001	0.131		
TRFPHCM22210	Phillipcapital Menkul D		15/02/22	16/11/21			54.88	24/12/21									0.00	0.00					
TRFA1CP22217	A1 Capital Yatırım Men		15/02/22	20/08/21			100.00	05/11/21	96.290		20	-189			2		4.52	0.62					
TRFISFA22210	İş Faktoring A.Ş.		21/02/22	22/10/21			527.82	25/11/21									1.99	0.15					
TRFERTT22212	Ereğli Tekstil Turizm Sa		21/02/22	22/11/21			45.00	25/11/21									0.00	0.00					
TRFFFKR22225	Qnb Finans Finansal Kir		22/02/22	27/10/21			151.50	19/11/21									0.00	0.00					
TRFISFN22221	İş Finansal Kiralama A.Ş		23/02/22	26/10/21			136.60	22/12/21									0.00	0.00	0.155	0.001	0.159		
TRFHLFK22216	Halk Finansal Kiralama		23/02/22	27/10/21			200.00	25/11/21	96.389		17						0.69	0.05					
TRFSUMF22210	Sümer Faktoring A.Ş.		23/02/22	24/08/21			20.90																
TRFOSMK22221	Osmanlı Yatırım Menkul		23/02/22	24/11/21			24.40	24/12/21									0.00	0.00	0.146	0.001	0.151		
TRFAKFT22214	Ak Faktoring A.Ş.		24/02/22	10/09/21			18.00	23/12/21	96.374		24						0.16	0.01	0.153	0.001	0.158		
TRFTCMD22229	Tacirler Yatırım Menkul		24/02/22	25/11/21			35.00	07/12/21									0.00	0.00	0.196	0.001	0.199		
TRFSUVY22212	Sümer Varlık Yönetimi		25/02/22	02/09/21			18.11																
TRFGVYO22210	Gelecek Varlık Yönetim		25/02/22	30/09/21			50.00	22/12/21									0.00	0.03	0.160	0.001	0.164		
TRFAKYB22213	Aktif Yatırım Bankası A.		25/02/22	10/08/21			101.64																
TRFYKKB22212	Yapı Ve Kredi Bankası A		25/02/22	27/10/21			355.50	10/12/21	96.182		25						2.06	0.16	0.187	0.001	0.190		
TRFEKOF32216	Eko Faktoring A.Ş.		01/03/22	09/11/21			16.00	03/12/21									0.10	0.01					
TRFSRMD32210	Alnus Yatırım Menkul D		02/03/22	23/11/21			30.00	06/12/21									0.00	0.00	0.211	0.001	0.213		
TRFGRFA32215	Garanti Faktoring A.Ş.		02/03/22	05/11/21			228.00																
TRFTAMF32227	Tam Faktoring A.Ş.		03/03/22	02/09/21			60.00	24/12/21	96.533		21						0.03	0.06	0.165	0.001	0.169		
TRFHZRF32210	Huzur Faktoring A.Ş.		03/03/22	17/11/21			10.45	13/12/21									0.14	0.01	0.194	0.001	0.197		
TRFGLMD32218	Global Yatırım Holding		04/03/22	01/10/21			150.00	22/12/21	96.950		17	-522	-522	1	1		1.61	0.19	0.180	0.001	0.183		
TRFTISB32218	Türkiye İş Bankası A.Ş.		07/03/22	07/10/21			1145.11	11/10/21									0.00	0.00					
TRFAKYB32220	Aktif Yatırım Bankası A.		08/03/22	05/11/21			499.96																
TRFLDFK32214	Lider Faktoring A.Ş.		09/03/22	05/11/21			25.00	14/12/21									0.27	0.02	0.209	0.001	0.211		
TRFCGDF32211	Çağdaş Faktoring A.Ş.		10/03/22	11/11/21			26.00	22/12/21									0.14	0.01	0.193	0.001	0.196		
TRFKNTF32216	Kent Faktoring A.Ş.		10/03/22	10/11/21			15.00	16/11/21	95.207		20						0.14	0.01					
TRFBVYS32211	Birikim Varlık Yönetim		10/03/22	25/11/21			10.00																
TRFSKFK32214	Şeker Finansal Kiralama		11/03/22	24/11/21			28.65	02/12/21									0.00	0.00	0.248	0.002	0.246		
TRFTPCF32218	Creditwest Faktoring A		11/03/22	05/11/21			35.00	14/12/21									0.00	0.00	0.216	0.001	0.217		
TRFSUMF32219	Sümer Faktoring A.Ş.		16/03/22	07/09/21			13.17																
TRFAKYB32212	Aktif Yatırım Bankası A.		18/03/22	21/09/21			500.00																
TRFAKDN32211	Akdeniz Faktoring A.Ş.		22/03/22	16/11/21			12.00		94.836		20						0.27	0.02					
TRFYAKF32213	Yapı Kredi Faktoring A.Ş		23/03/22	23/11/21			250.00	23/12/21	94.690		25	646			-1		0.87	0.07	0.225	0.002	0.226		
TRFKORT32219	Korteks Mensucat Sanā		24/03/22	29/06/21			40.08	22/12/21	95.891		18	-457			1		0.03	0.16	0.229	0.002	0.229		
TRFAKFT32213	Ak Faktoring A.Ş.		24/03/22	20/10/21			10.20	26/11/21									0.00	0.00					

Özel Sektör Tahvilleri (TL)

İŞ YATIRIM

[Rapor Terimleri](#)

Kodu	Enstrüman	Kpn	Vade ↕	İhraç T.	Kpn Sıklık	Bir son. kupon t.	Toplam İhrac	Aynı Gün Valörlü Son İşlem Tarihi	Temiz Fiyat	Birikmiş Faiz	Getiri (%)	FaizΔ Son İki İşgünü Arası			Fiyat Değ.			Hacim Ort.		Dur.	Konv.	PVBP * 100
												1G(Δ)	1H(Δ)	3A(Δ)	1G(Δ)	1H(Δ)	3A(Δ)	1H	3A			
TRFTAMF32219	Tam Faktoring A.Ş.		09/03/22	10/03/21	4.00	09/03/22	15.20	11/05/21										0.00	0.00			
TRFDZBK32213	Denizbank A.Ş.	15.09	09/03/22	07/07/21	12.00	02/02/22	245.00											0.00	0.00			
TRFZORF32216	Zorlu Faktoring A.Ş.	23.00	09/03/22	25/08/21	12.00	12/01/22	20.00	17/11/21	100.000	0.06	23						0.29	0.02				
TRFAKBK32229	Akbank T.A.Ş.	14.93	10/03/22	15/09/21	12.00	14/01/22	138.00										0.00	0.00				
TRFGRAN32219	Türkiye Garanti Bankası	15.57	10/03/22	15/09/21	6.00	10/01/22	149.50										0.00	0.00				
TRFDZBK32247	Denizbank A.Ş.	15.09	11/03/22	30/07/21	12.00	02/02/22	210.00	24/12/21		0.21							0.26	0.02			0.199	
TRFDZBK32221	Denizbank A.Ş.	15.09	11/03/22	14/07/21	12.00	02/02/22	175.00										0.00	0.00				
TRFYKKBK32211	Yapı Ve Kredi Bankası A.Ş.	14.70	11/03/22	01/10/21	12.00	28/01/22	124.00	16/12/21									0.00	0.00			0.230	
TRFFNBK32214	Qnb Finansbank A.Ş.		18/03/22	17/09/21	12.00	31/12/21	124.50	21/09/21	100.216					0			2.86	0.22				
TRFDZBK32270	Denizbank A.Ş.	14.23	25/03/22	15/10/21	12.00	29/12/21	83.00															
TRFATAY32223	Ata Gayrimenkul Yatırım	24.50	30/03/22	29/09/21		30/03/22	40.00	17/12/21		5.50							0.03	0.00	0.244	0.002	0.271	
TRFATAY32215	Ata Gayrimenkul Yatırım	24.50	30/03/22	29/09/21	1.00	30/03/22	20.00															
TRFDNFK32244	Deniz Finansal Kiralama		30/03/22	10/11/21	12.00	19/01/22	300.00	24/12/21									0.00	0.00	-0.013	0.000	0.063	
TRFDNFK32251	Deniz Finansal Kiralama		30/03/22	24/11/21	12.00	19/01/22	50.00															
TRFZORF32224	Zorlu Faktoring A.Ş.	23.00	30/03/22	15/09/21	12.00	05/01/22	25.00	22/12/21	100.000	0.95	23						0.05	0.00	0.230	0.002	0.255	
TRFTAMF42218	Tam Faktoring A.Ş.		01/04/22	05/10/21	4.00	03/01/22	47.30	24/12/21									0.26	0.05	0.087	0.000	0.021	
TRFDZBK42212	Denizbank A.Ş.	15.09	01/04/22	06/08/21	12.00	02/02/22	370.00	13/12/21	101.082	1.51				0	0		0.29	0.02			0.290	
TRFFNBK42213	Qnb Finansbank A.Ş.	14.70	01/04/22	02/07/21	12.00	21/01/22	469.80	20/09/21	100.681	0.94							0.14	0.01			0.503	
TRFAKYM42218	Ak Yatırım Menkul Değ.	16.53	05/04/22	13/10/21	4.00	07/01/22	135.05	25/10/21									0.00	0.00				
TRFTBTF42211	Teb Finansman A.Ş.	17.94	06/04/22	07/04/21	4.00	05/01/22	200.00	24/12/21		4.03							2.34	0.18			0.280	
TRFFNBK42221	Qnb Finansbank A.Ş.		08/04/22	01/10/21	12.00	31/12/21	44.52															
TRFYKKBK42228	Yapı Ve Kredi Bankası A.Ş.	14.70	08/04/22	02/09/21	12.00	11/02/22	100.00	14/12/21		2.38							0.00	0.00			0.313	
TRFYKKBK42244	Yapı Ve Kredi Bankası A.Ş.	15.30	08/04/22	15/10/21	12.00	28/01/22	33.40	14/12/21		1.11							0.29	0.02			0.308	
TRFDVYS42216	Dünya Varlık Yönetim	20.73	13/04/22	14/04/21	4.00	12/01/22	30.00	21/10/21		0.55							0.07	0.01			0.442	
TRFYKKBK42236	Yapı Ve Kredi Bankası A.Ş.	15.30	15/04/22	17/09/21	1.00	18/02/22	200.00	14/12/21	101.100	1.74				0	0		1.99	0.15			0.293	
TRFFNBK42239	Qnb Finansbank A.Ş.	15.21	15/04/22	08/10/21	12.00	06/01/22	349.00	25/11/21									0.00	0.00				
TRFAKBK42210	Akbank T.A.Ş.	16.42	28/04/22	27/10/21	12.00	26/01/22	382.95	24/12/21									0.00	0.00			0.328	
TRFALNF42213	Alternatif Bank A.Ş.		28/04/22	04/11/21	4.00	31/01/22	130.00	24/12/21									0.00	0.00			0.100	
TRFYKKBK42210	Yapı Ve Kredi Bankası A.Ş.	15.44	29/04/22	09/07/21	12.00	21/01/22	404.10	24/12/21		1.02							0.00	0.00			0.332	
TRFDZBK42238	Denizbank A.Ş.	15.21	29/04/22	05/11/21	12.00	14/01/22	440.00	15/12/21		0.26							0.04	0.00			0.356	
TRFDUUM52218	Ünlü Menkul Değerler	19.50	02/05/22	02/08/21	4.00	31/01/22	50.00															
TRFDZBK52211	Denizbank A.Ş.	14.70	06/05/22	12/11/21	12.00	21/01/22	145.00	22/12/21		0.23							2.89	0.23	-0.025	0.001	0.357	
TRFSUZK52219	Suzuki Motorlu Araçlar	17.68	06/05/22	07/05/21	4.00	04/02/22	40.00	06/12/21		1.56							0.26	0.02				
TRFATFK52211	Atılım Faktoring A.Ş.	18.50	11/05/22	11/11/21		11/05/22	12.00	06/12/21		1.32							0.00	0.00	0.389	0.003	0.399	
TRFALNF52212	Alternatif Bank A.Ş.		11/05/22	10/11/21	4.00	09/02/22	61.00															
TRFAKYB52210	Aktif Yatırım Bankası A.Ş.		11/05/22	17/11/21	12.00	26/01/22	50.00															
TRFDZBK52229	Denizbank A.Ş.	15.30	13/05/22	22/11/21	12.00	28/01/22	70.00	25/11/21									0.00	0.00				
TRFFNBK52238	Qnb Finansbank A.Ş.	14.70	13/05/22	12/11/21	12.00	21/01/22	87.00	16/11/21	100.250					0			1.43	0.11				
TRFFNBK52220	Qnb Finansbank A.Ş.	15.44	13/05/22	15/10/21	12.00	21/01/22	105.82															
TRFYKKBK52219	Yapı Ve Kredi Bankası A.Ş.	15.30	20/05/22	30/07/21	12.00	11/02/22	511.02	26/10/21		1.99							0.00	0.00			0.546	
TRFZORF52222	Zorlu Faktoring A.Ş.	21.50	23/05/22	08/11/21	12.00	31/01/22	28.00	23/12/21	99.500	0.53	23						0.47	0.04	0.361	0.003	0.392	
TRFYKKBK52227	Yapı Ve Kredi Bankası A.Ş.	15.21	27/05/22	06/08/21	12.00	21/01/22	325.82	28/09/21		-4.99							0.00	0.00	0.001	0.001	1.251	
TRFFNBK52212	Qnb Finansbank A.Ş.		27/05/22	27/08/21	12.00	14/01/22	514.02	23/12/21									2.65	0.21			0.058	
TRFYKKBK62218	Yapı Ve Kredi Bankası A.Ş.	14.70	03/06/22	13/08/21	12.00	28/01/22	379.00	18/11/21		0.62							0.00	0.00			0.517	
TRFDVYS62214	Dünya Varlık Yönetim		08/06/22	09/06/21	4.00	09/03/22	42.30	22/12/21									0.21	0.04	-0.038	0.000	0.210	

Özel Sektör Tahvilleri (TL)

Kodu	Enstrüman	Kpn	Vade ↓	İhraç T.	Kpn Sıklık	Bir son. kupon t.	Toplam İhrac	Aynı Gün Valörlü Son İşlem Tarihi	Temiz Fiyat	Birikmiş Faiz	Getiri (%)	FaizΔ Son İki İşgünü Arası			Fiyat Değ.			Hacim Ort.		Dur.	Konv.	PVBP * 100
												1G(Δ)	1H(Δ)	3A(Δ)	1G(Δ)	1H(Δ)	3A(Δ)	1H	3A			
TRFMCBF62210	Mercedes-Benz Finans	20.20	16/06/22	17/06/21		16/06/22	250.00	24/12/21		10.68							0.43	0.30	0.430	0.004	0.479	
TRFIVYS62221	İstanbul Varlık Yönetim	19.50	24/06/22	24/09/21	4.00	24/03/22	25.00															
TRFTBTF62227	Teb Finansman A.Ş.	16.50	24/06/22	25/06/21	4.00	25/03/22	100.00	17/11/21		2.80							0.00	0.00			0.574	
TRFCLKD62218	Çalık Denim Tekstil San		27/06/22	28/06/21	4.00	29/03/22	108.00															
TRFGAPI62210	Gap İnşaat Yatırım Ve L		27/06/22	28/06/21	4.00	28/03/22	117.00															
TRFMCBF72219	Mercedes-Benz Finans	20.20	01/07/22	02/07/21		01/07/22	200.00	01/12/21		8.47							1.05	0.08	0.529	0.005	0.567	
TRFDZBK72227	Denizbank A.Ş.	15.21	07/07/22	24/08/21	12.00	04/02/22	55.00															
TRFDZBK72235	Denizbank A.Ş.	15.21	07/07/22	27/08/21	6.00	04/02/22	65.00	20/10/21	100.112	0.29							0.72	0.06			0.657	
TRFDZBK72219	Denizbank A.Ş.	15.21	07/07/22	20/08/21	6.00	04/02/22	120.00	13/12/21	100.000	0.22				-2			0.14	0.01			0.528	
TRFKCTF72215	Koç Finansman A.Ş.	20.15	13/07/22	14/07/21		13/07/22	100.00	14/12/21		8.50							2.87	0.26				
TRFFNBK72210	Qnb Finansbank A.Ş.	14.70	29/07/22	03/09/21	12.00	21/01/22	406.60	24/12/21		0.40							0.00	0.00			0.561	
TRFDVYS82212	Dünya Varlık Yönetim A		04/08/22	05/08/21	4.00	03/02/22	50.00	23/12/21									0.04	0.01	0.112	0.002	0.119	
TRFKCTF82214	Koç Finansman A.Ş.	19.95	11/08/22	12/08/21		11/08/22	100.00	26/11/21		5.96							0.35	0.03				
TRFATFK92217	Atılım Faktoring A.Ş.	20.80	01/09/22	02/09/21		01/09/22	10.00	12/11/21		4.22							0.00	0.00	0.724	0.009	0.715	
TRFDNFK92214	Deniz Finansal Kiralama		02/09/22	03/09/21	4.00	04/03/22	55.00															
TRFKCTF92213	Koç Finansman A.Ş.	19.40	19/09/22	22/09/21		19/09/22	100.00	25/10/21	100.092	19	7			0			0.39	0.03				
TRFMCBFE2215	Mercedes-Benz Finans	18.80	06/10/22	07/10/21		06/10/22	250.00	14/12/21	100.000	3.55	18	-1		0			3.10	0.24	0.743	0.009	0.730	
TRFQAGRE2214	Qua Granite Hayal Yapı	19.39	06/10/22	08/10/21	4.00	06/01/22	75.00	24/12/21		4.25							0.00	0.00			0.745	
TRFGDKME2212	Gedik Yatırım Menkul L	16.42	26/10/22	27/10/21	12.00	26/01/22	200.00	09/12/21	98.626	0.60							0.70	0.05				
TRFTBTFK2211	Teb Finansman A.Ş.	17.90	11/11/22	12/11/21		11/11/22	100.00	16/11/21	100.000		18						0.07	0.01				
TRFNHOLK2218	Nurol Holding A.Ş.	21.50	11/11/22	12/11/21	4.00	11/02/22	270.00	24/11/21	101.000		22		-3		0		0.73	0.06				
TRFMCBFK2217	Mercedes-Benz Finans	17.70	16/11/22	17/11/21		16/11/22	300.00	21/12/21		1.70							0.72	0.06	0.832	0.011	0.790	

Özel Sektör Tahvilleri

--	--	--	--	--	--	--	--	--	--	--	--	--	--	--	--	--	--	--	--	--	--

Özel Sektör Tahvilleri (Kot içi)

TRSZORN12215	Zorlu Enerji Elektrik Üre	20.00	12/01/22	16/12/20	4.00	12/01/22	52.16	11/11/21		3.81							0.15	0.02	0.135	0.001	0.092
TRSZORN12223	Zorlu Enerji Elektrik Üre	23.80	12/01/22	07/01/21	4.00	12/01/22	22.30	11/11/21		2.35							0.07	0.01	0.173	0.001	0.165
TRSORFN12217	Orfin Finansman A.Ş.	9.95	17/01/22	24/07/20	4.00	17/01/22	74.00	23/12/21	100.000	1.64	10						0.25	0.05	0.060	0.000	0.066
TRSTTLK12216	Türk Telemünikasyon	18.82	20/01/22	14/12/20	4.00	20/01/22	150.00	24/12/21		5.41							0.91	0.07	0.031	0.000	0.076
TRSDZBK12218	Denizbank A.Ş.		21/01/22	03/07/20			440.00	08/09/21	98.137		18						0.64	0.14	0.334	0.003	0.320
TRSDZBK12226	Denizbank A.Ş.		21/01/22	08/07/20			285.00	06/12/21	98.029		17	1		0			0.28	0.56	0.114	0.001	0.119
TRSAKBK12216	Akbank T.A.Ş.		31/01/22	02/12/20			37.22	17/12/21									0.00	0.05	0.105	0.001	0.110
TRSTERA22215	Tera Menkul Değerler A		01/02/22	28/12/20			10.00	12/11/21	96.159		19	3	3	0	0		1.01	0.08	0.195	0.001	0.198
TRSKORT22213	Korteks Mensucat Sanat	23.51	02/02/22	20/01/21	4.00	02/02/22	119.89	20/10/21		5.65							0.15	0.03			
TRSAKFH22212	Akfen Holding A.Ş.	17.68	04/02/22	07/02/20	4.00	04/02/22	150.00	23/12/21		2.37							0.01	0.12	0.007	0.000	0.116

Özel Sektör Tahvilleri (TL)

Kodu	Enstrüman	Kpn	Vade ↓	İhraç T.	Kpn Sıklık	Bir son. kupon t.	Toplam İhrac	Aynı Gün Valörlü Son İşlem Tarihi	Temiz Fiyat	Birikmiş Faiz	Getiri (%)	FaizΔ Son İki İşgünü Arası			Fiyat Değ.			Hacim Ort.		Dur.	Konv.	PVBP * 100
												1G(Δ)	1H(Δ)	3A(Δ)	1G(Δ)	1H(Δ)	3A(Δ)	1H	3A			
TRSTISB22212	Türkiye İş Bankası A.Ş.	15.64	07/02/22	10/02/20	4.00	07/02/22	1050.00	24/12/21		2.10							0.00	1.32	0.012	0.000	0.120	
TRSEGS22218	Pegasus Hava Taşımacı	18.59	11/02/22	11/02/21	4.00	11/02/22	260.00	21/12/21		2.09							0.00	0.26	0.015	0.000	0.145	
TRSZORN22214	Zorlu Enerji Elektrik Üre	23.50	24/02/22	12/02/21	4.00	24/02/22	154.94	13/08/21	100.000	5.79				0			0.07	0.01			0.003	
TRSDZBK22217	Denizbank A.Ş.		25/02/22	10/07/20			5.00	28/07/20	85.625		10						0.37	0.03				
TRSTISB32211	Türkiye İş Bankası A.Ş.	15.48	01/03/22	23/02/21	4.00	01/03/22	575.00	09/12/21	100.511	0.73							0.72	0.06			0.218	
TRSVSTL32213	Vestel Elektronik San. V	20.74	09/03/22	19/02/21	4.00	09/03/22	400.00	24/12/21	101.920	2.16				0			39.15	3.13	0.176	0.001	0.201	
TRSKCTF32212	Koç Finansman A.Ş.	14.25	15/03/22	15/09/20	4.00	15/03/22	50.00	26/10/21	98.600	1.68	19						0.23	0.03				
TRSNHOL32214	Nurol Holding A.Ş.	21.00	16/03/22	16/12/20	4.00	16/03/22	230.00	21/12/21		0.40							0.00	0.00	0.208	0.001	0.220	
TRSYDAT32212	Yda İnşaat Sanayi Ve Ti	23.66	16/03/22	15/12/17	4.00	16/03/22	190.00	13/12/21									0.00	0.18	0.021	0.000	0.238	
TRSKORT32212	Korteks Mensucat San	22.50	24/03/22	03/03/21	4.00	24/03/22	36.88	24/12/21		1.60							0.40	0.05	-0.005	0.000	0.230	
TRSCMSA32211	Çimsa Çimento Sanayi	14.83	25/03/22	18/03/21	4.00	25/03/22	100.00	14/12/21	104.350	4.23							0.83	0.06				
TRSZORN42212	Zorlu Enerji Elektrik Üre	25.00	07/04/22	26/03/21	4.00	07/04/22	49.08	01/07/21		0.55							0.00	0.00			0.215	
TRSAREN42216	Arena Faktoring A.Ş.	22.11	08/04/22	10/04/20	4.00	07/01/22	17.00	08/10/21	100.000	0.00				0			1.63	0.72				
TRSAKBK42213	Akbank T.A.Ş.		11/04/22	10/02/21			194.69	14/12/21									0.00	0.08				
TRSZORN42220	Zorlu Enerji Elektrik Üre	25.00	27/04/22	22/04/21	4.00	25/01/22	84.47	24/12/21		4.25							0.52	0.04	0.082	0.001	0.081	
TRSTERA42213	Tera Menkul Değerler A	21.84	29/04/22	29/01/21	4.00	28/01/22	10.00															
TRSEVA42219	Deva Holding A.Ş.	19.49	29/04/22	04/05/20	4.00	01/02/22	130.00	21/12/21	100.000	2.67					0		0.54	0.22	0.159	0.001	0.113	
TRSB0VY52229	Boğaziçi Varlık Yönetim	15.70	06/05/22	05/05/21	4.00	04/02/22	25.00	23/12/21	100.100	2.15				1			0.45	0.14			0.349	
TRSYAZI52216	Ağ Anadolu Grubu Hol	18.05	11/05/22	13/05/20	4.00	09/02/22	175.00	24/12/21		2.32							0.06	0.32			0.121	
TRSB0VY52211	Boğaziçi Varlık Yönetim	20.49	18/05/22	18/11/20	4.00	16/02/22	10.00	21/12/21	102.250	1.97							0.11	0.02	-0.015	0.001	0.393	
TRSAKBK52212	Akbank T.A.Ş.		20/05/22	16/03/21			78.33	14/12/21									0.00	0.04				
TRSDZBK52214	Denizbank A.Ş.		27/05/22	28/07/20			42.00	08/02/21									4.22	0.33	1.227	0.021	0.998	
TRSDZBK62213	Denizbank A.Ş.		01/06/22	06/05/21			14.61	20/12/21									0.28	0.02	0.408	0.004	0.383	
TRSMGTI62210	Migros Ticaret A.Ş.	16.96	08/06/22	10/06/20	4.00	09/03/22	100.00	20/12/21		0.61							0.03	0.10	-0.062	0.001	0.437	
TRSMGTI62228	Migros Ticaret A.Ş.	18.60	08/06/22	10/06/20	4.00	09/03/22	150.00	20/12/21		0.66							0.14	0.09				
TRSKORT62219	Korteks Mensucat San	25.00	09/06/22	07/05/21	4.00	04/02/22	69.15	05/11/21	100.500	0.21				1			0.11	0.02	0.007	0.002	0.230	
TRSSUVY62211	Sümer Varlık Yönetimi	25.25	17/06/22	07/06/21	4.00	19/01/22	42.00															
TRSNHOL62211	Nurol Holding A.Ş.	22.00	23/06/22	25/03/21	4.00	24/03/22	350.00	12/10/21	100.000	1.21	24						0.24	0.02				
TRSZORN62210	Zorlu Enerji Elektrik Üre	25.00	23/06/22	03/06/21	4.00	03/03/22	103.86	20/12/21	99.000	1.30				-1			0.13	0.01	-0.042	0.000	0.191	
TRSHYTV62216	Dünya Varlık Yönetim A		24/06/22	26/06/20			25.00	21/12/21									0.09	0.04	0.476	0.005	0.449	
TRSAKBK62211	Akbank T.A.Ş.		24/06/22	20/04/21			269.43	14/12/21									2.63	0.21				
TRSNURL62225	Nurol Yatırım Bankası A		27/06/22	25/06/20			50.00	14/07/21									0.35	0.03	0.909	0.013	0.806	
TRSVSTL72227	Vestel Elektronik San. V	19.69	07/07/22	09/07/20	4.00	06/01/22	50.38	20/12/21		4.05							0.00	0.00			0.046	
TRSKRSN72212	Karsan Otomotiv Sanay	20.11	21/07/22	23/07/20	4.00	24/01/22	29.70	24/12/21	100.000	3.64							0.39	0.03				
TRSENSA72211	Enerjisa Enerji A.Ş.	5.00	26/07/22	01/08/17	2.00	25/01/22	335.00	17/12/21	100.800	2.00	4						0.28	0.28	0.490	0.006	0.530	
TRSVSTL82218	Vestel Elektronik San. V		01/08/22	30/07/21	4.00	08/01/22	165.00	24/12/21	103.500					1	1		0.37	0.03			0.035	
TRSORFN82210	Orfin Finansman A.Ş.	10.20	02/08/22	24/07/20	4.00	24/01/22	75.00															
TRSNHOL82219	Nurol Holding A.Ş.	22.00	04/08/22	06/05/21	4.00	02/02/22	150.00	15/12/21		2.59							1.49	0.12	0.537	0.005	0.585	
TRSZORN92217	Zorlu Enerji Elektrik Üre	24.50	02/09/22	09/07/21	4.00	06/01/22	38.14	13/09/21		4.93							0.00	0.00				
TRSKFTF92219	Koç Fiat Kredi Finansm	17.95	09/09/22	12/03/21	2.00	11/03/22	75.00															
TRSNURL92222	Nurol Yatırım Bankası A		13/09/22	11/09/20			50.00															
TRSGRAN92216	Türkiye Garanti Bankas		14/09/22	09/09/21			279.07															
TRSKORT92216	Korteks Mensucat San	25.00	14/09/22	29/06/21	4.00	28/12/21	72.91	28/07/21	100.100					0			0.51	0.04				
TRSNHOL92218	Nurol Holding A.Ş.	16.75	23/09/22	25/09/20	4.00	25/03/22	250.00															
TRSKRSNE2216	Karsan Otomotiv Sanay	20.57	03/10/22	05/10/20	4.00	04/01/22	22.65	13/10/20									0.41	0.03				

Özel Sektör Tahvilleri (TL)

İŞ YATIRIM

[Rapor Terimleri](#)

Kodu	Enstrüman	Kpn	Vade ↓	İhraç T.	Kpn Sıklık	Bir son. kupon t.	Toplam İhrac	Aynı Gün Valörlü Son İşlem Tarihi	Temiz Fiyat	Birikmiş Faiz	Getiri (%)	FaizΔ Son İki İşgünü Arası			Fiyat Değ.			Hacim Ort.		Dur.	Konv.	PVBP * 100	
												1G(Δ)	1H(Δ)	3A(Δ)	1G(Δ)	1H(Δ)	3A(Δ)	1H	3A				
TRSZORNE2213	Zorlu Enerji Elektrik Üre	25.50	13/10/22	19/08/21	4.00	16/02/22	111.37	17/12/21	100.000	2.31						0			0.45	0.03	-0.115	0.001	0.156
TRSKCTFE2212	Koç Finansman A.Ş.	20.30	13/10/22	14/07/21		13/10/22	150.00	08/12/21		8.23									0.00	0.00	0.771	0.009	0.780
TRSYKBKE2219	Yapı Ve Kredi Bankası A	15.30	14/10/22	20/08/21	12.00	04/02/22	181.05												1.48	0.11			
TRSTHALE2211	Türkiye Halk Bankası A.		21/10/22	10/09/21	6.00	05/01/22	180.00	18/11/21	101.544										0.15	0.01			0.133
TRSKORTE2214	Korteks Mensucat Sana	24.00	27/10/22	07/10/21	4.00	06/01/22	169.20	10/12/21		4.41									0.06	0.00	0.129	0.005	0.071
TRSKCTFK2222	Koç Finansman A.Ş.	18.50	03/11/22	18/10/21		03/11/22	70.00	17/12/21	98.000	3.19	21	0				0			1.44	0.11	0.793	0.010	0.748
TRSORFNK2219	Orfin Finansman A.Ş.	17.36	03/11/22	22/04/21	4.00	25/01/22	106.00	24/12/21	102.750	2.95						0			2.05	0.16			0.807
TRSAKBKK2219	Akbank T.A.Ş.		14/11/22	22/09/21			183.62	14/12/21	82.570		23								0.31	0.02	0.825	0.011	0.625
TRSDZBKK2219	Denizbank A.Ş.		15/11/22	13/10/21			64.23	20/12/21											1.40	0.11	0.830	0.011	0.667
TRSERYPK2216	Eryap Mühendislik İnşa	21.04	17/11/22	21/11/19	2.00	20/05/22	125.00																
TRSMCBFK2212	Mercedes-Benz Finansı	20.75	18/11/22	21/05/21	2.00	20/05/22	200.00																
TRSZORNK2215	Zorlu Enerji Elektrik Üre	25.00	24/11/22	23/09/21	4.00	23/03/22	110.27	13/12/21		5.68									0.02	0.00	0.020	0.005	0.021
TRSNURLK2213	Nurol Yatırım Bankası A		28/11/22	26/11/20			50.00	21/09/21											0.00	0.00			
TRSTPRSK2217	Tüpraş-Türkiye Petrol F	16.89	28/11/22	30/11/20	4.00	28/02/22	500.00	22/12/21	100.632	1.11									0.14	0.08			0.858
TRSERYPK2224	Eryap Mühendislik İnşa	23.91	30/11/22	04/12/19	2.00	01/06/22	125.00																
TRSKFTFK2211	Koç Fiat Kredi Finansm	17.90	30/11/22	05/11/21		30/11/22	150.00																
TRSKCTFA2216	Koç Finansman A.Ş.	17.80	01/12/22	09/11/21		01/12/22	200.00												0.00	0.00			
TRSIGYA2214	İş Gayrimenkul Yatırım	0.00	09/12/22	15/11/21		09/12/22	78.65																
TRSAENA2218	Arena Faktoring A.Ş.	21.70	26/12/22	28/12/20	4.00	27/03/22	15.50	23/11/21	100.000	3.45									0.02	0.00			0.092
TRSERYP12313	Eryap Mühendislik İnşa	21.70	11/01/23	15/01/20	2.00	12/01/22	75.00																
TRSTPRS12313	Tüpraş-Türkiye Petrol F	17.27	20/01/23	22/01/21	4.00	24/01/22	290.00	21/12/21		2.75									0.00	0.03			0.994
TRSNURL12311	Nurol Yatırım Bankası A		20/01/23	28/07/21			155.00	15/09/21	81.374		19	3				2			0.46	0.04	1.232	0.021	0.844
TRSPLDG12315	Palgaz Doğalgaz Dağıtır	20.84	25/01/23	27/01/21	4.00	26/01/22	200.00	23/12/21		3.31									0.10	0.64			1.034
TRSKFTF12316	Koç Fiat Kredi Finansm	20.35	26/01/23	29/07/21		26/01/23	65.00	22/12/21	99.218	8.20	19								0.04	0.00	1.002	0.015	0.967
TRSZORN22313	Zorlu Enerji Elektrik Üre	24.00	02/02/23	11/11/21	4.00	09/02/22	243.32	01/12/21	101.000							0			0.44	0.03			
TRSTPRS22312	Tüpraş-Türkiye Petrol F	17.08	03/02/23	05/02/21	4.00	04/02/22	1100.00	23/12/21	101.715	2.29									0.87	0.38			0.995
TRSORFN22323	Orfin Finansman A.Ş.	17.03	03/02/23	06/08/21	4.00	04/02/22	121.00	24/12/21	102.287	2.43									0.00	0.00			1.018
TRSORFN22315	Orfin Finansman A.Ş.	17.13	07/02/23	11/02/21	4.00	08/02/22	43.00	24/12/21	102.112	2.25									0.01	0.07	-0.129	0.003	1.024
TR SARCL22315	Arçelik A.Ş.	16.97	10/02/23	12/02/21	4.00	11/02/22	1200.00	15/12/21	101.845	1.60									0.15	0.14	-0.125	0.003	1.050
TR SOPAS22319	Opet Petrolcülük A.Ş.	16.94	17/02/23	19/02/21	4.00	18/02/22	500.00	25/11/21	100.296	0.32									0.14	0.01			1.095
TR SENA22315	Enerjisa Enerji A.Ş.	16.88	21/02/23	23/02/21	4.00	22/02/22	400.00	24/12/21		1.57									0.55	0.06			1.048
TRSKCTF22312	Koç Finansman A.Ş.		24/02/23	26/02/21	4.00	25/02/22	125.00	25/11/21											0.00	0.00			0.272
TRSKCTF32311	Koç Finansman A.Ş.	30.03	03/03/23	01/09/21		03/03/23	80.00	23/11/21	99.434	6.91	19								0.10	0.01	1.127	0.018	0.992
TR SENA32314	Enerjisa Enerji A.Ş.	5.00	30/03/23	05/04/18	2.00	31/03/22	162.00	10/12/21	104.502	1.01	2								1.33	0.68	1.294	0.026	1.125
TR SDEVA42318	Deva Holding A.Ş.	18.23	13/04/23	14/04/21	4.00	12/01/22	100.00	24/09/21	103.175	4.38									0.19	0.02			1.356
TR STATK42315	Tat Gıda Sanayi A.Ş.	19.00	18/04/23	20/10/21		18/04/23	50.00	16/11/21	99.602		18	-1				0			1.03	0.08			
TR SARCL42313	Arçelik A.Ş.	17.14	27/04/23	29/04/21	4.00	27/01/22	300.00	03/12/21	102.893	1.90						1			0.26	0.07			1.240
TR SYAZI52315	Ag Anadolu Grubu Hold	17.45	04/05/23	06/05/21	4.00	03/02/22	300.00	24/12/21	102.024	2.53									0.12	0.06			1.212
TR STHAL52317	Türkiye Halk Bankası A.	2.00	04/05/23	05/05/20	4.00	01/02/22	300.00																
TR SVEST62314	Veatel Beyaz Eşya Sana		07/06/23	09/06/21	4.00	09/03/22	265.00	02/12/21	100.572										0.56	0.07	0.105	0.001	0.015
TR SAYGZ62318	Aygaz A.Ş.	18.01	22/06/23	02/07/21	4.00	29/12/21	100.00	16/12/21	105.916	3.89						1			0.14	0.01	-0.141	0.004	1.385
TR SMGTI62319	Migros Ticaret A.Ş.	15.30	23/06/23	25/06/21	4.00	25/03/22	300.00	23/12/21	104.572										0.00	0.00			1.387
TR SCLKD62310	Çalık Denim Tekstil San		26/06/23	28/06/21	4.00	28/03/22	62.00	27/09/21		0.06									0.00	0.00			
TR SGAPI62320	Gap İnşaat Yatırım Ve D		26/06/23	28/06/21	4.00	28/03/22	188.00	27/09/21		0.06									0.00	0.00			
TR SSRTN72312	Sarten Ambalaj Sanayi	18.89	07/07/23	09/07/21	4.00	07/01/22	55.00	24/12/21		4.14									0.04	0.00			1.367

Özel Sektör Tahvilleri (TL)

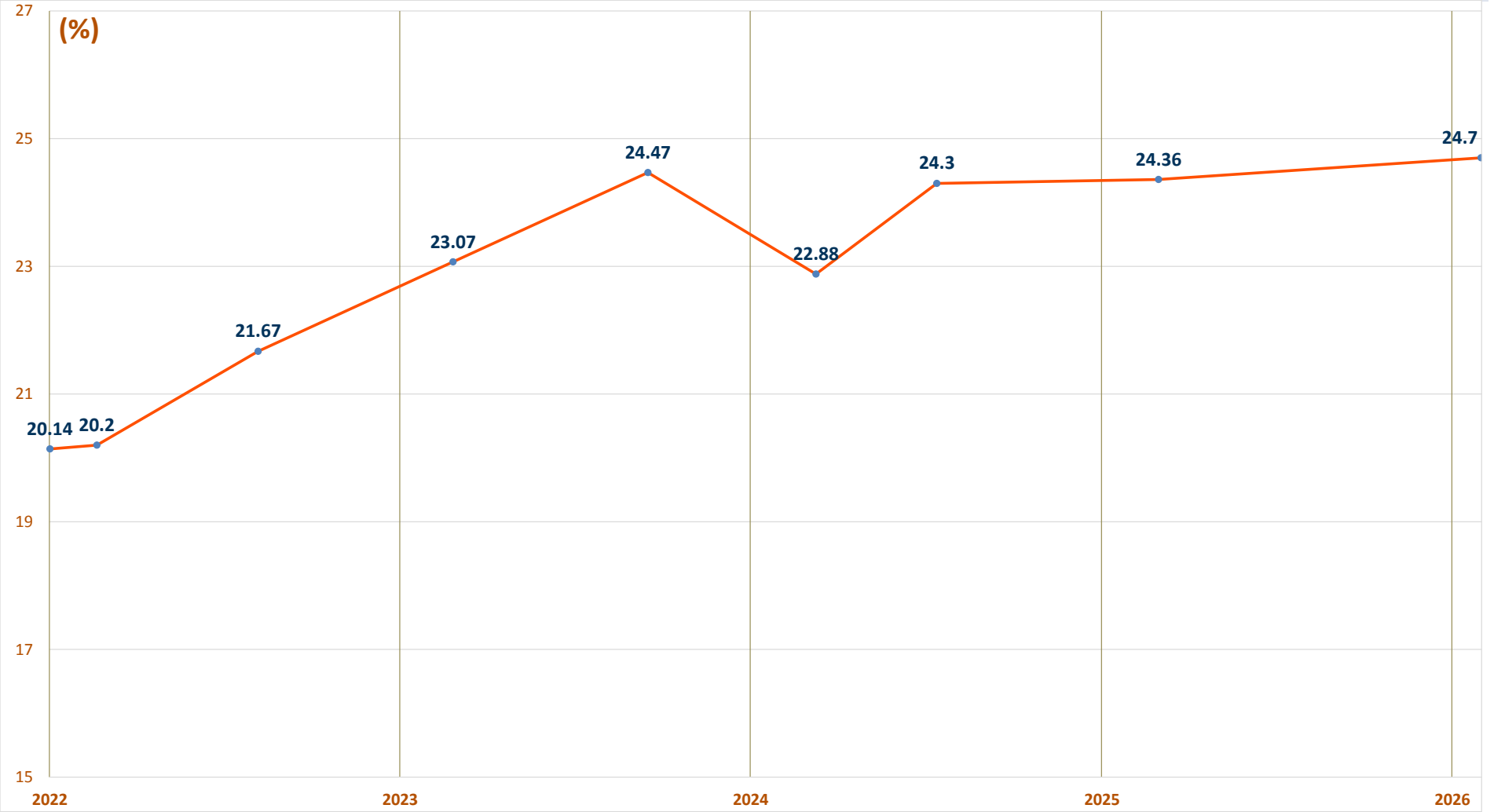
Kodu	Enstrüman	Kpn	Vade ↓	İhraç T.	Kpn Sıklık	Bir son. kupon t.	Toplam İhrac	Aynı Gün Valörlü Son İşlem Tarihi	Temiz Fiyat	Birikmiş Faiz	Getiri (%)	FaizΔ Son İki İşgünü Arası			Fiyat Değ.			Hacim Ort.		Dur.	Konv.	PVBP * 100	
												1G(Δ)	1H(Δ)	3A(Δ)	1G(Δ)	1H(Δ)	3A(Δ)	1H	3A				
TRPAKY172214	Aktif Yatırım Bankası A.		29/07/22	13/05/20			47.40																
TRPAK1082219	Aktif Yatırım Bankası A.		02/08/22	20/09/18			5.55	17/12/20										0.00	0.00	1.576	0.033	0.527	
TRPAV1282212	Aktif Yatırım Bankası A.		31/08/22	16/12/20			43.20																
TRPPVFE2213	Pasha Yatırım Bank		17/10/22	24/09/21			50.00	24/12/21										0.00	0.00				
TRPPVFE2221	Pasha Yatırım Bank		17/10/22	03/11/21			50.00	15/12/21										0.00	0.00				
TRPAKY1E2210	Aktif Yatırım Bankası A.		31/10/22	13/05/20			39.90																
TRPAV12K2212	Aktif Yatırım Bankası A.		30/11/22	16/12/20			38.05	17/05/21										0.00	0.00				
TRPAKY112319	Aktif Yatırım Bankası A.		31/01/23	13/05/20			33.85																
TRPAV1222317	Aktif Yatırım Bankası A.		28/02/23	16/12/20			36.95																
TRPPAMF32315	Pasha Yatırım Bank		15/03/23	11/03/21			30.00																
TRPAKY142316	Aktif Yatırım Bankası A.		28/04/23	13/05/20			28.85																
TRPAV1252314	Aktif Yatırım Bankası A.		31/05/23	16/12/20			36.80																
TRPAKY172313	Aktif Yatırım Bankası A.		31/07/23	13/05/20			25.55																
TRPAV1282311	Aktif Yatırım Bankası A.		31/08/23	16/12/20			32.45																
TRPAKY1E2319	Aktif Yatırım Bankası A.		31/10/23	13/05/20			24.40																
TRPAV12k2311	Aktif Yatırım Bankası A.		30/11/23	16/12/20			15.35																
TRPKYVFA2318	T.K.Y.B Varlık Finansma	16.99	07/12/23	07/12/18	4.00	07/03/22	3150.00	07/12/21		0.05								1.35	1.13	1.648	0.037	1.825	
TRPAKY112418	Aktif Yatırım Bankası A.		31/01/24	13/05/20			21.75																
TRPAV1222416	Aktif Yatırım Bankası A.		29/02/24	16/12/20			1.45																
TRPTYV232410	T.K.Y.B Varlık Finansma	16.75	15/03/24	15/03/19	4.00	15/03/22	1000.00	24/11/21		3.26								0.94	0.25	1.837	0.047	2.173	
TRPAKY142415	Aktif Yatırım Bankası A.		30/04/24	13/05/20			18.25																
TRPAV1262412	Aktif Yatırım Bankası A.		28/06/24	16/12/20			1.20																
TRPAKY172412	Aktif Yatırım Bankası A.		31/07/24	13/05/20			15.80																
TRPAKY1A2412	Aktif Yatırım Bankası A.		31/12/24	13/05/20			16.15																

Banka Bonoları (Kot içi kuponlu)

Finansman Bonoları

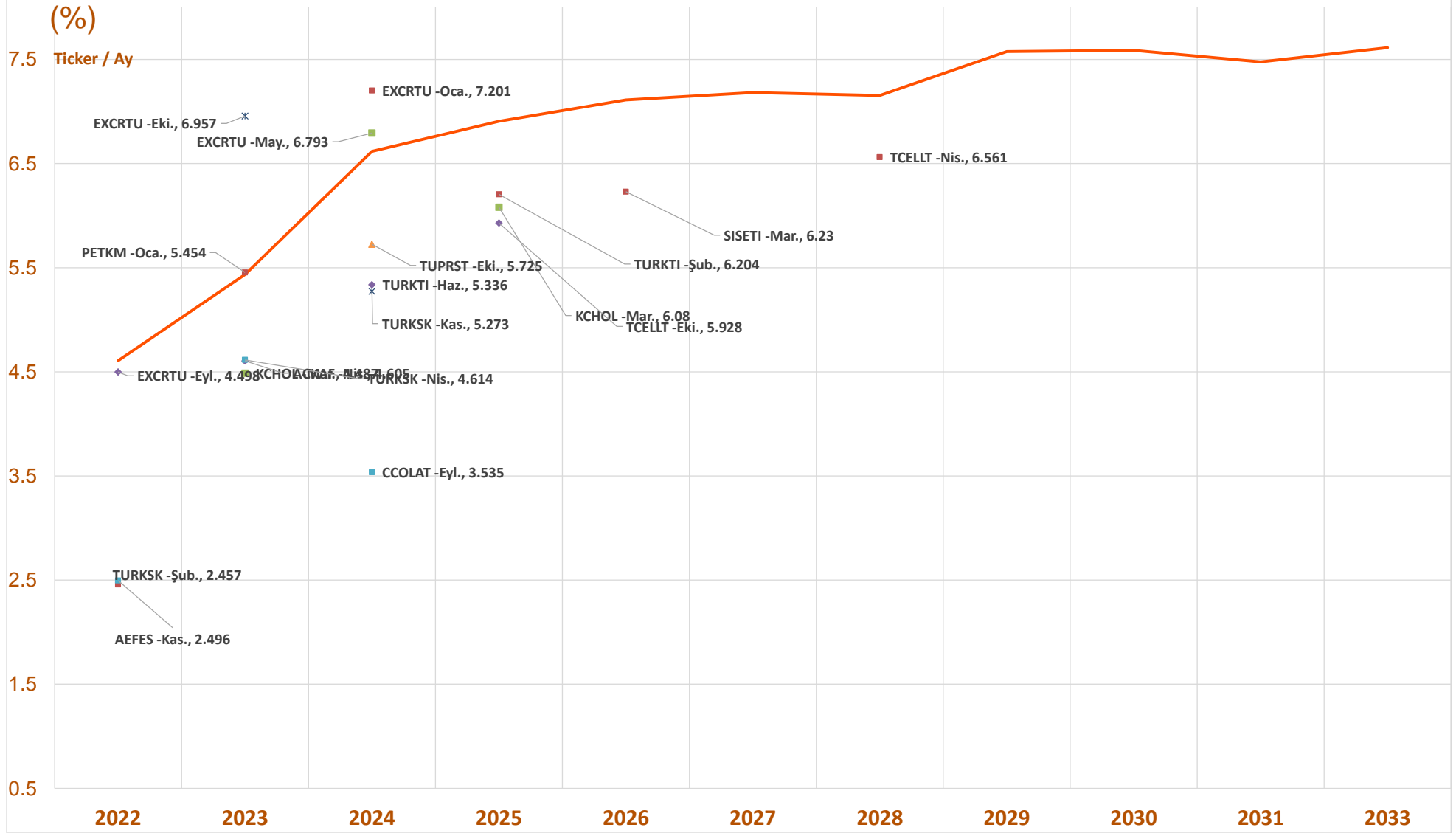
Devlet İ Borlanma Senetleri Verim Eđrisi

İŐ YATIRIM



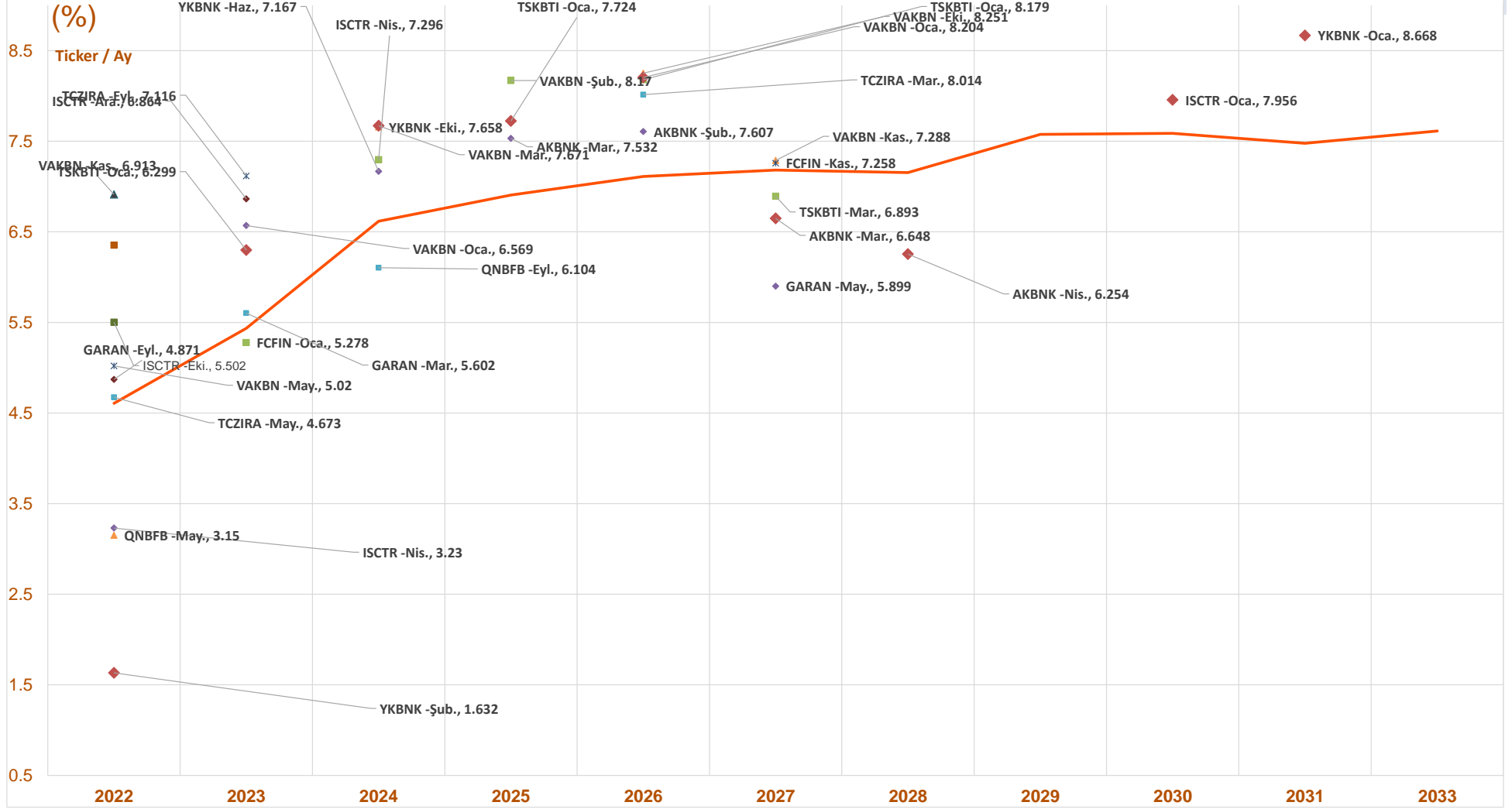
Devlet ve Özel Sektör Finans Dışı Türk Eurobondları Verim Eğrisi

İŞ YATIRIM



Devlet ve Özel Sektör Finans Sektörü Türk Eurobondları Verim Eğrisi

İŞ YATIRIM 



Kredi Notları -Türk ve Yurtdışı Devlet ve Özel Sektör Eurotahvilleri

İŞ YATIRIM

[Rapor Terimlerini Açıklayıcı Doküman](#)

Ülke ve Şirket Görünüm & Notları					Moody's			Fitch			S&P		
ISIN	Tickler	Vade ↓	Kur	Getiri (%)	Rating	Uzun Dönem YP	Görünüm	Rating	Uzun Dönem YP	Görünüm	Rating	Uzun Dönem YP	Görünüm
TURKEY													
XS1816199373	TURKSK 5.8 22	02/2022	USD	2.46	B2		NEG	BB-					
XS1571399754	YKBNK 5.75 22	02/2022	USD	1.63	B2		NEG	B+		NEG		NR	
JP579200ACF6	TURKEY 1.47 22	03/2022	JPY	0.44	NR	B2	NEG			NEG		B+u	NEG
US900123BY51	TURKEY 5.125 22	03/2022	USD	2.45	B2	B2	NEG	BB-		NEG	NR	B+u	NEG
XS1508390090	ISCTR 5.5 22	04/2022	USD	3.23	B3		NEG	B+		NEG		B+	NEG
XS1605397394	TCZIRA 5.125 22	05/2022	USD	4.67	B2		NEG	B+		NEG		NR	
XS1613091500	QNBFB 4.875 22	05/2022	USD	3.15	B2		NEG	B+		NEG			
XS1622626379	VAKBN 5.625 22	05/2022	USD	5.02	B2	WR	NEG	B+				NR	
USM8931TAF68	GARAN 5.25 22	09/2022	USD	4.87	B2		NEG	B+		NEG		NR	
XS1684378208	EXCRTU 4.25 22	09/2022	USD	4.50	B2	B2	NEG	B+		NEG		NR	
US900123BZ27	TURKEY 6.25 22	09/2022	USD	4.61	B2	B2	NEG	BB-		NEG	NR	B+u	NEG
XS0847042024	ISCTR 6 22	10/2022	USD	5.50	Caa2		NEG	B-		NEG		B+	NEG
USM0375YAK49	AKBNK 5 22	10/2022	USD	5.06	B2		NEG	B+		NEG			
XS0848940523	AEFES 3.375 22	11/2022	USD	2.50	B2u		NEG	B-(EXP)		STABLE	BBB-	BBB-	NEG
XS0849728190	VAKBN 6 22	11/2022	USD	6.91	Caa3	WR	NEG	B-				NR	
XS0861979440	YKBNK 5.5 22	12/2022	USD	6.35	Caa1		NEG	B-		NEG		NR	
XS1750996206	TSKBTI 5.5 23	01/2023	USD	6.30	B3		NEG	B+					
XS1711581337	FCFIN 6 23	01/2023	USD	5.28				B+		NEG			
XS1747548532	PETKM 5.875 23	01/2023	USD	5.45	B2		NEG	B+		STABLE			
XS1760780731	VAKBN 5.75 23	01/2023	USD	6.57	B2	WR	NEG	B+				NR	
XS1379145656	KCHOL 5.25 23	03/2023	USD	4.49	B2		NEG	B+			BB-	BB-	NEG
XS1576037284	GARAN 5.875 23	03/2023	USD	5.60	B2		NEG	B+		NEG		NR	
XS1788516679	YKBNK 6.1 23	03/2023	USD	6.00	B2		NEG	B+		NEG		NR	
US900123CA66	TURKEY 3.25 23	03/2023	USD	5.44	B2	B2	NEG	BB-		NEG		B+u	NEG
XS0910932788	ACKAF 5 23	04/2023	USD	4.61				BB+			BB+	BB+	NEG
XS1586385178	TURKSK 5.004 23	04/2023	USD	4.61	B2		NEG	BB-					
XS1057340009	TURKEY 4.125 23	04/2023	EUR	3.09	B2	B2	NEG	BB-		NEG		B+u	NEG
XS1807502668	RGYAST 7.25 23	04/2023	USD	13.45	Caa2		NEG	B		STABLE			
XS1691349010	TCZIRA 5.125 23	09/2023	USD	7.12	B2		NEG	B+		NEG		NR	
XS1496463297	EXCRTU 5.375 23	10/2023	USD	6.96	B2	B2	NEG	B+		NEG		NR	
XS1003016018	ISCTR 7.85 23	12/2023	USD	6.86	Caa3		NEG	B-		NEG		B+	NEG
US900123CR91	TURKEY 7.25 23	12/2023	USD	6.37	B2	B2	NEG	BB-		NEG		B+u	NEG
XS1917720911	EXCRTU 8.25 24	01/2024	USD	7.20	B2	B2	NEG	B+		NEG		NR	
US900123CF53	TURKEY 5.75 24	03/2024	USD	6.62	B2	B2	NEG	BB-		NEG		B+u	NEG
XS1970705528	VAKBN 8.125 24	03/2024	USD	7.67	B2	WR	NEG	B+				NR	
XS1578203462	ISCTR 6.125 24	04/2024	USD	7.30	B3		NEG	B+		NEG		B+	NEG
XS1814962582	EXCRTU 6.125 24	05/2024	USD	6.79	B2	B2	NEG	B+		NEG		NR	
XS1028951264	TURKTI 4.875 24	06/2024	USD	5.34				BB-			BB-	BB-	NEG
XS1634372954	YKBNK 5.85 24	06/2024	USD	7.17	B2		NEG	B+		NEG		NR	
US900123CV04	TURKEY 6.35 24	08/2024	USD	6.85	B2	B2	NEG	BB-		NEG		B+u	NEG
XS1959391019	QNBFB 6.875 24	09/2024	USD	6.10	B2		NEG	B+		NEG			
XS1577950402	CCOLAT 4.215 24	09/2024	USD	3.54	B2		NEG	BBB-		POS		BBB-	NEG
JP579200AEM8	TURKEY 1.05 24	09/2024	JPY	1.21	B2	B2	NEG			NEG		B+u	NEG
XS1958649854	YKBNK 8.25 24	10/2024	USD	7.66	B2		NEG	B+		NEG		NR	
XS1686704948	TUPRST 4.5 24	10/2024	USD	5.73	B2		NEG	B+		STABLE			
US900123CW86	TURKEY 5.6 24	11/2024	USD	6.79	B2	B2	NEG	BB-		NEG		B+u	NEG
XS1141043296	TURKSK 4.489 24	11/2024	USD	5.27	B2		NEG	BB-					
XS2100270508	TSKBTI 6 25	01/2025	USD	7.72	B3		NEG	B+					
XS2112797290	VAKBN 5.25 25	02/2025	USD	8.17	B2	WR	NEG	B+				NR	
US900123AW05	TURKEY 7.375 25	02/2025	USD	6.91	B2	B2	NEG	BB-		NEG	NR	B+u	NEG
XS1955059420	TURKTI 6.875 25	02/2025	USD	6.20				BB-			BB-	BB-	NEG
XS1961766596	KCHOL 6.5 25	03/2025	USD	6.08	B2						BB-	BB-	NEG
US900123CX69	TURKEY 4.25 25	03/2025	USD	6.72	B2	B2	NEG	BB-		NEG		B+u	NEG
XS1210422074	AKBNK 5.125 25	03/2025	USD	7.53	B2		NEG	B+		NEG			
XS1843443356	TURKEY 4.625 25	03/2025	EUR	4.83	B2	B2	NEG	BB-		NEG		B+u	NEG
XS1629918415	TURKEY 3.25 25	06/2025	EUR	4.65	B2	B2	NEG	BB-		NEG		B+u	NEG
US900123CZ18	TURKEY 6.375 25	10/2025	USD	6.98	B2	B2	NEG	BB-		NEG		B+u	NEG
XS1298711729	TCELLT 5.75 25	10/2025	USD	5.93	B2u		NEG	BB-		NEG	BB-	BB-	NEG
XS2241387500	ULKER 6.95 25	10/2025	USD	9.03				B+		NEG	B+	B+	STABLE
XS2010029234	ISTNBL 6.375 25	12/2025	USD	9.30	B2		NEG	BB-		NEG		NR	
XS2266963003	VAKBN 6.5 26	01/2026	USD	8.20	B2	WR	NEG	B+				NR	
XS2281369301	TSKBTI 5.875 26	01/2026	USD	8.18	B3		NEG	B+					

Moody's	S&P	Fitch	Açıklama
---------	-----	-------	----------

			Yatırım Yapılabilir	Minimal Kredi Riski	
Aaa	AAA	AAA			
Aa1	AA+	AA+		Çok Düşük Kredi Riski	
Aa2	AA	AA			
Aa3	AA-	AA-			
A1	A+	A+		Düşük Kredi Riski	
A2	A	A			
A3	A-	A-			
Baa1	BBB+	BBB-		Yönetilebilir Kredi Riski	
Baa2	BBB	BBB-			
Baa3	BBB-	BBB-			
Ba1	BB+	BB+		Önemli Kredi Riski	
Ba2	BB	BB			
Ba3	BB-	BB-			
B1	B+	B+		Yüksek Kredi Riski	
B2	B	B			
B3	B-	B-			
Caa1	CCC+	CCC+	Spekülatif	Çok Yüksek Kredi Riski	
Caa2	CCC	CCC			
Caa3	CCC-	CCC-			
Ca	CC	CC		Gerici döndürülebilir defult	
C	C	C			
C	SD	DDD			
/	D	D		Çok düşük ihtimal geri döndürülebilir iflas	
		D			
		D			
NR	NR	NR		Değerleme Yapılmıyor	

*Kaynak: Bloomberg, İş Yatırım.

Kredi Notları -Türk ve Yurtdışı Devlet ve Özel Sektör Eurotahvilleri

İŞ YATIRIM



Rapor Terimlerini Açıklayıcı Doküman

Moodys S&P Fitch Açıklama

Ülke ve Şirket Görünüm & Notları					Moody's			Fitch			S&P		
ISIN	Ticker	Vade ↓	Kur	Getiri (%)	Rating	Uzun Dönem YP	Görünüm	Rating	Uzun Dönem YP	Görünüm	Rating	Uzun Dönem YP	Görünüm
US900123DB31	TURKEY 4.75 26	01/2026	USD	6.98	B2	B2	NEG	BB-		NEG		B+u	NEG
XS2131335270	AKBNK 6.8 26	02/2026	USD	7.61	B2		NEG	B+		NEG			
XS1909184753	TURKEY 5.2 26	02/2026	EUR	5.27	B2	B2	NEG	BB-		NEG		B+u	NEG
XS2274089288	TCZIRA 5.375 26	03/2026	USD	8.01	B2		NEG	B+		NEG			NR
XS1961010987	SİSETİ 6.95 26	03/2026	USD	6.23	B2		NEG	BB-		NEG			NR
US900123C175	TURKEY 4.25 26	04/2026	USD	6.96	B2	B2	NEG	BB-		NEG		B+u	NEG
XS2337336445	PGSUST 9.25 26	04/2026	USD	8.99				BB-		NEG	B	B	STABLE
XS2346972263	ACKAF 3 26	05/2026	EUR	3.50				BB+		BB+		BB+	NEG
XS2346915890	ZOREN 9 26	06/2026	USD	14.05				B-	STABLE	CCC+		B-	STABLE
XS2351109116	TURKSK 5.125 26	06/2026	USD	6.17	B2		NEG	BB-					
XS2332876106	EXCRTU 5.75 26	07/2026	USD	7.83	B2	B2	NEG	B+		NEG			NR
XS2386558113	VAKBN 5.5 26	10/2026	USD	8.25		WR	NEG	B+					NR
US900123CK49	TURKEY 4.875 26	10/2026	USD	7.11	B2	B2	NEG	BB-		NEG		B+u	NEG
XS2368781477	AYDEMT 7.75 27	02/2027	USD	12.65				B+		STABLE	B	B	STABLE
XS1574750292	AKBNK 7.2 27	03/2027	USD	6.65	Caa2		NEG	B-		NEG			
US900123CL22	TURKEY 6 27	03/2027	USD	7.18	B2	B2	NEG	BB-		NEG		B+u	NEG
XS1584113184	TSKBTI 7.625 27	03/2027	USD	6.89	Caa3		NEG	B-					
XS1617531063	GARAN 6.125 27	05/2027	USD	5.90	Caa2		NEG	B		NEG			NR
XS2361850527	TURKEY 4.375 27	07/2027	EUR	5.63	B2	B2	NEG	BB-		NEG		B+u	NEG
XS1655085485	ODEABK 7.625 27	08/2027	USD	12.41	Caa3		NEG	CCC+		NEG			
XS1551747733	VAKBN 8 27	11/2027	USD	7.29	Ca	WR	NEG	B-					NR
XS1386178237	FCFIN 7.75 27	11/2027	USD	7.26				B-		NEG			
US900123CP36	TURKEY 5.125 28	02/2028	USD	7.15	B2	B2	NEG	BB-		NEG		B+u	NEG
XS1803215869	TCELLT 5.8 28	04/2028	USD	6.56			NEG	BB-		NEG	BB-	BB-	NEG
XS1772360803	AKBNK 6.797 28	04/2028	USD	6.25	Caa2		NEG	B-		NEG			
XS1623796072	ISCTR 7 28	06/2028	USD	7.09	Caa3		NEG	B-		NEG		B+	NEG
XS2355105292	AEFES 3.375 28	06/2028	USD	3.71			NEG	BBB-		STABLE	BBB-	BBB-	NEG
US900123CQ19	TURKEY 6.125 28	10/2028	USD	7.35	B2	B2	NEG	BB-		NEG		B+u	NEG
US900123CT57	TURKEY 7.625 29	04/2029	USD	7.58	B2	B2	NEG	BB-		NEG		B+u	NEG
US900123AL40	TURKEY 11.875 30	01/2030	USD	7.59	B2	B2	NEG	BB-		NEG	NR	B+u	NEG
XS2106022754	ISCTR 7.75 30	01/2030	USD	7.96	Caa3		NEG	B-		NEG		B+	NEG
US900123CY43	TURKEY 5.25 30	03/2030	USD	7.47	B2	B2	NEG	BB-		NEG		B+u	NEG
US900123DA57	TURKEY 5.95 31	01/2031	USD	7.48	B2	B2	NEG	BB-		NEG		B+u	NEG
XS2286436451	YKBNK 7.875 31	01/2031	USD	8.67	Caa2		NEG	B-		NEG			NR
XS2355183091	AKBNK 6.8 31	06/2031	USD	8.29			NEG	B-		NEG			
US900123DC14	TURKEY 5.875 31	06/2031	USD	7.47	B2	B2	NEG	BB-		NEG		B+u	NEG
US900123DD96	TURKEY 6.5 33	09/2033	USD	7.61	B2	B2	NEG	BB-		NEG		B+u	NEG
US900123AT75	TURKEY 8 34	02/2034	USD	7.49	B2	B2	NEG	BB-		NEG	NR	B+u	NEG
US900123AY60	TURKEY 6.875 36	03/2036	USD	7.57	B2	B2	NEG	BB-		NEG	NR	B+u	NEG
XS2339789732	LİMİSK 9.5 36	07/2036	USD	10.46	B3		STABLE	BB-		NEG			
US900123BB58	TURKEY 7.25 38	03/2038	USD	7.59	B2	B2	NEG	BB-		NEG	NR	B+u	NEG
US900123BG46	TURKEY 6.75 40	05/2040	USD	7.73	B2	B2	NEG	BB-		NEG	NR	B+u	NEG
US900123BJ84	TURKEY 6 41	01/2041	USD	7.68	B2	B2	NEG	BB-		NEG	NR	B+u	NEG
US900123CB40	TURKEY 4.875 43	04/2043	USD	6.94	B2	B2	NEG	BB-		NEG		B+u	NEG
US900123CG37	TURKEY 6.625 45	02/2045	USD	7.68	B2	B2	NEG	BB-		NEG		B+u	NEG
US900123CM05	TURKEY 5.75 47	05/2047	USD	7.39	B2	B2	NEG	BB-		NEG		B+u	NEG
XS1867595750	YKBNK 13.875 PERP	01/3000	USD	11.95	Caa3u		NEG			NEG			NR
UAE													
XS0863524277	TAQAUH 3.625 23	01/2023	USD	0.58	Aa3		STABLE	AA-		STABLE	NR	NR	
CAYMAN ISLANDS													
USG1315RAG68	BRASKM 5.375 22	05/2022	USD	0.00	WR		STABLE	WD			NR		
US10553YAF25	BRASKM 6.45 24	02/2024	USD	1.64	Ba1		STABLE	BBB-			BBB-		
US31572UAE64	SUZANO 5.25 24	05/2024	USD	0.00	WR		STABLE	WD			NR		

Kredi Notları -Türk ve Yurtdışı Devlet ve Özel Sektör Eurotahvilleri

İŞ YATIRIM



Rapor Terimlerini Açıklayıcı Doküman

Moody's S&P Fitch Açıklama

Ülke ve Şirket Görünüm & Notları					Moody's			Fitch			S&P		
ISIN	Ticker	Vade ↓	Kur	Getiri (%)	Rating	Uzun Dönem YP	Görünüm	Rating	Uzun Dönem YP	Görünüm	Rating	Uzun Dönem YP	Görünüm
XS1075401726	EMAARM 4.564 24	06/2024	USD	1.95	Baa2		STABLE				BB+		
XS2384355520	KFINKK 6.125 31	12/2031	USD	6.17				B					
ISLE OF MAN													
US03512TACS3	ANGSI 5.125 22	08/2022	USD	4.90	WR		NEG				BB+		
CHINA													
US06120TAA60	BCHINA 5 24	11/2024	USD	1.72	Baa2	A1	STABLE	BBB+		STABLE	BBB+	A	STABLE
MEXICO													
US71654QBG64	PEMEX 3.5 23	01/2023	USD	2.35	Ba3	Ba3	NEG	BB-u		STABLE	BBB	BBB	NEG
USP30179AM09	CFELEC 4.875 24	01/2024	USD	1.59	Baa1		NEG	BBB-		STABLE	BBB	BBB	NEG
USP16259AK29	BBVASM 4.375 24	04/2024	USD	1.37	Baa1		NEG	BBB					
XS1731106347	CEMEX 2.75 24	12/2024	EUR	2.73				BB		POS	BB	BB	POS
US91087BAA89	MEX 3.6 25	01/2025	USD	1.42	Baa1	Baa1	NEG	BBB-		STABLE	BBB	BBB	NEG
XS0213101073	PEMEX 5.5 25	02/2025	EUR	2.55	Ba3	Ba3	NEG	BB-u		STABLE	BBB	BBB	NEG
XS1824425182	PEMEX 3.625 25	11/2025	EUR	3.10	Ba3	Ba3	NEG	BB-u		STABLE	BBB	BBB	NEG
XS1172951508	PEMEX 2.75 27	04/2027	EUR	4.18	Ba3	Ba3	NEG	BB-u		STABLE	BBB	BBB	NEG
XS156888777	PEMEX 4.875 28	02/2028	EUR	4.74	Ba3	Ba3	NEG	BB-u		STABLE	BBB	BBB	NEG
XS1824424706	PEMEX 4.75 29	02/2029	EUR	4.91	Ba3	Ba3	NEG	BB-u		STABLE	BBB	BBB	NEG
US91086QBF46	MEX 4.6 46	01/2046	USD	4.13	Baa1	Baa1	NEG	BBB-		STABLE	BBB	BBB	NEG
XS1218289103	MEX 4 2115	03/2115	EUR	3.68	Baa1	Baa1	NEG	BBB-		STABLE	BBB	BBB	NEG
BRAZIL													
US46556MAF95	ITAU 5.65 22	03/2022	USD	-0.50	Ba3		STABLE	B+					
US105756AR10	BRAZIL 8.875 24	04/2024	USD	0.83	Ba2	Ba2	STABLE	BB-		NEG	BB-	BB-	STABLE
USP1905CAE05	BRFSBZ 4.75 24	05/2024	USD	2.79	Ba2		POS	BB		STABLE	BB-	BB-	POS
US105756BV13	BRAZIL 4.25 25	01/2025	USD	2.11	Ba2	Ba2	STABLE	BB-		NEG	BB-	BB-	STABLE
US105756AE07	BRAZIL 10.125 27	05/2027	USD	2.79	Ba2	Ba2	STABLE	BB-		NEG	BB-	BB-	STABLE
US105756BB58	BRAZIL 8.25 34	01/2034	USD	4.84	Ba2	Ba2	STABLE	BB-		NEG	BB-	BB-	STABLE
UNITED STATES													
GT2	T 0.5 23	11/2023	USD	0.68	pplicable		STABLE	plicable		NEG	Applicable	AA+u	STABLE
USU12763AD75	CEMEX 6 24	04/2024	USD	0.00				WD			NR		
GT3	T 1 24	12/2024	USD	0.97	pplicable		STABLE	plicable		NEG	Applicable	AA+u	STABLE
GT5	T 1.25 26	11/2026	USD	1.24	pplicable		STABLE	plicable		NEG	Applicable	AA+u	STABLE
GT10	T 1.375 31	11/2031	USD	1.49	pplicable		STABLE	plicable		NEG	Applicable	AA+u	STABLE
GT30	T 1.875 51	11/2051	USD	1.90	pplicable		STABLE	plicable		NEG	Applicable	AA+u	STABLE
BRITISH VIRGIN													
USG21895AC44	CNPCCH 5.95 41	04/2041	USD	3.13	A2		STABLE	A+			A		
SOUTH AFRICA													
XS0809571739	SAFTRA 4 22	07/2022	USD	3.87	Ba3		NEG	WD			BB- *-	BB- *-	
US836205AQ75	SOAF 4.665 24	01/2024	USD	1.86	Ba2	Ba2	NEG	BB-		STABLE	BB-	BB-	STABLE
XS1187065443	ESKOM 7.125 25	02/2025	USD	5.85	Caa2	Caa2	NEG			STABLE	CCC+	CCC+	NEG
US836205AR58	SOAF 5.875 25	09/2025	USD	2.78	Ba2	Ba2	NEG	BB-		STABLE	BB-	BB-	STABLE
US836205AS32	SOAF 5.375 44	07/2044	USD	5.70	Ba2	Ba2	NEG	BB-		STABLE	BB-	BB-	STABLE
LUXEMBOURG													
USP98088AA83	VOTORA 7.25 41	04/2041	USD	4.76	Baa3		STABLE	BBB-			BBB-		
GEORGIA													
XS0800346362	GRAIL 7.75 22	07/2022	USD	0.06				WD		STABLE	NR	B+	STABLE
KAZAKHSTAN													
XS1120709669	KAZAKS 3.875 24	10/2024	USD	1.03	Baa2	(P)Baa2	STABLE	BBB		STABLE	BBB-	BBB-	STABLE
XS1263054519	KAZAKS 5.125 25	07/2025	USD	1.37	Baa2	(P)Baa2	STABLE	BBB		STABLE	BBB-	BBB-	STABLE
XS1120709826	KAZAKS 4.875 44	10/2044	USD	3.37	Baa2	(P)Baa2	STABLE	BBB		STABLE	BBB-	BBB-	STABLE
XS1263139856	KAZAKS 6.5 45	07/2045	USD	3.66	Baa2	(P)Baa2	STABLE	BBB		STABLE	BBB-	BBB-	STABLE
NETHERLANDS													

Kredi Notları -Türk ve Yurtdışı Devlet ve Özel Sektör Eurotahvilleri

İŞ YATIRIM 

[Rapor Terimlerini Açıklayıcı Doküman](#)

Ülke ve Şirket Görünüm & Notları					Moody's			Fitch			S&P		
ISIN	Ticker	Vade ↓	Kur	Getiri (%)	Rating	Uzun Dönem YP	Görünüm	Rating	Uzun Dönem YP	Görünüm	Rating	Uzun Dönem YP	Görünüm

Moody's

S&P

Fitch

Açıklama

Diğer Göstergeler

GOÜ Tahvil Perf.2Y Rates			
Ülke	24/12	23/12	1G Δ
Çek	3.48	3.56	▼ -0.02
Cin	2.40	2.41	▼ 0.00
G. Kore	1.71	1.72	► 0.00
G.Afrika	5.95	5.95	► 0.00
Hindistan	5.04	5.03	► 0.00
Macaristan	3.77	3.74	► 0.01
Meksika	7.10	7.09	► 0.00
Polonya	3.31	3.34	▼ -0.01
Rusya	8.20	8.20	► 0.00
Singapur	0.88	0.86	► 0.01
Tayland	0.72	0.71	► 0.01

Türkiye Cross Cur. Swap (USD↔TRY / Rate%)			
Vade	24/12	23/12	1G Δ
1 Yıl	30.40	30.87	▼ -47%
2 Yıl	28.66	29.18	▼ -52%
3 Yıl	27.34	27.75	▼ -41%
4 Yıl	26.28	26.64	► -36%
5 Yıl	25.41	25.69	► -29%
6 Yıl	24.74	24.92	► -18%
7 Yıl	24.05	24.30	► -25%
8 Yıl	23.59	23.70	► -11%
9 Yıl	23.11	23.19	► -8%
10 Yıl	22.58	22.72	► -14%

Gelişmiş Ülkeler 2y			
Ülke	2Y Faiz(%)		Değişim BPS
	24/12	23/12	
ABD	0.69	0.67	► 1.73
Almanya	-0.69	-0.70	▼ 1.55
İngiltere	0.64	0.63	▼ 1.54
Fransa	-0.70	-0.70	► 0.06
İspanya	-0.60	-0.62	► 1.67
İtalya	-0.12	-0.18	► 5.80
Türkiye	22.57	22.57	► 0.00

Cross Currency Swap (5yr)			
Ülke	24/12	23/12	1G Δ
Çin	3.00	3.00	▼ 0%
Macaristan	4.48	4.48	► 0%
G.Kore	1.22	1.17	► 4%
Rusya	7.52	7.47	► 1%
Tayland	1.13	1.14	▼ 0%
Türkiye	25.41	25.69	▼ -1%

Gelişmiş Ülkeler 10y			
Ülke	10Y Faiz(%)		Değişim BPS
	24/12	23/12	
ABD	1.49	1.46	▼ 3.26
Almanya	-0.25	-0.30	▼ 4.17
İngiltere	0.92	0.88	▼ 3.61
Fransa	0.12	0.07	▼ 4.43
İspanya	0.51	0.46	► 4.78
İtalya	1.11	1.05	► 6.27
Türkiye	23.64	23.39	► 25.00



İletişim Bilgileri

SGMK Yurtiçi Piyasalar

Serhat Devecioğlu
sdevecioglu@isyatirim.com.tr

Evrin Erten Başar
ebasar@isyatirim.com.tr

Burak Seçkin
bseckin@isyatirim.com.tr

Araştırma
Emre Sezan, CFA
esezan@isyatirim.com.tr

Ahmet Toker
atoker@isyatirim.com.tr

Eurotahviller

Pinar Ozyuksel
pozyuksel@isyatirim.com.tr

Tolga Murat
tmurat@isyatirim.com.tr

Sarp Kavrır
skavrır@isyatirim.com.tr

Oguzhan Avsaroglu
oavsaroglu@isyatirim.com.tr

[Rapor Terimlerini Açıklayıcı Doküman](#)

<https://www.isyatirim.com.tr/tr-tr/analiz/Sayfalar/sgmk.aspx>



Burada yer alan bilgiler İş Yatırım Menkul Değerler A.Ş. tarafından bilgilendirme amacı ile hazırlanmıştır. Yatırım bilgi, yorum ve tavsiyeleri yatırım danışmanlığı kapsamında değildir. Yatırım danışmanlığı hizmeti; aracı kurumlar, portföy yönetim şirketleri, mevduat kabul etmeyen bankalar ile müşteri arasında imzalanacak yatırım danışmanlığı sözleşmesi çerçevesinde sunulmaktadır. Burada yer alan yorum ve tavsiyeler, yorum ve tavsiyede bulunanların kişisel görüşlerine dayanmaktadır. Herhangi bir yatırım aracının alım-satım önerisi ya da getiri vaadi olarak yorumlanmamalıdır. Bu görüşler mali durumunuz ile risk ve getiri tercihlerinize uygun olmayabilir. Bu nedenle, sadece burada yer alan bilgilere dayanarak yatırım kararı verilmesi beklentilerinize uygun sonuçlar doğurmayabilir.

Burada yer alan fiyatlar, veriler ve bilgilerin tam ve doğru olduğu garanti edilemez; içerik, haber verilmeksizin değiştirilebilir. Tüm veriler, İş Yatırım Menkul Değerler A.Ş. tarafından güvenilir olduğuna inanılan kaynaklardan alınmıştır. Bu kaynakların kullanılması nedeni ile ortaya çıkabilecek hatalardan İş Yatırım Menkul Değerler A.Ş. sorumlu değildir.

Bu içeriğe ilişkin tüm telif hakları İş Yatırım Menkul Değerler A.Ş.'ye aittir. Bu içerik, açık iznim olmaksızın başkaları tarafından herhangi bir amaçla, kısmen veya tamamen çoğaltılamaz, dağıtılamaz, yayımlanamaz veya değiştirilemez.