

Türk Eurotahvilleri

İŞ YATIRIM

[Rapor Terimlerini Açıklayıcı Doküman](#)

Tanım	Enstrüman	İhraççı	Kupon	Vade ↕	İhraç Büy.(milyar)	Son	Alış Fiyatı	Satış Fiyatı	Birikmiş Faiz	Alış Getiri(%)	Satış Getiri(%)	Minimum İşlem	Fiyat Performansı		Dur.	Payment Rank
													1A(Δ %)	1Y(Δ %)		
*Vadelerine göre sıralanmıştır.																
USD Cinsinden																
Devlet Eurotahvilleri																
XS1496463297	EXCRTU 5.375 23	TURK IHRACAT KR BK	5.38	24/10/23	500	99.20	98.80	99.59	0.63	8.55	6.44	200,000	0.13	2.31	0.371	Sr Unsecured
US900123CR91	TURKEY 7.25 23	REPUBLIC OF TURKEY	7.25	23/12/23	2,000	99.96	99.52	100.40	3.28	8.15	6.48	200,000	-0.23	-0.15	0.510	Sr Unsecured
XS1917720911	EXCRTU 8.25 24	TURK IHRACAT KR BK	8.25	24/01/24	500	99.27	98.89	99.64	3.03	10.07	8.82	200,000	-0.14	-0.40	0.585	Sr Unsecured
US900123CF53	TURKEY 5.75 24	REPUBLIC OF TURKEY	5.75	22/03/24	2,500	98.13	97.72	98.55	1.18	8.77	7.65	200,000	0.34	1.84	0.748	Sr Unsecured
XS1814962582	EXCRTU 6.125 24	TURK IHRACAT KR BK	6.13	03/05/24	500	97.16	96.85	97.48	0.56	9.83	9.06	200,000	-0.58	2.00	0.852	Sr Unsecured
US900123CV04	TURKEY 6.35 24	REPUBLIC OF TURKEY	6.35	10/08/24	2,250	97.75	97.50	98.00	2.05	8.62	8.15	200,000	-0.04	1.47	1.084	Sr Unsecured
US900123CW86	TURKEY 5.6 24	REPUBLIC OF TURKEY	5.60	14/11/24	2,500	95.90	95.61	96.19	0.34	8.91	8.47	200,000	0.03	2.23	1.337	Sr Unsecured
US900123AW05	TURKEY 7.375 25	REPUBLIC OF TURKEY	7.38	05/02/25	3,250	97.99	97.65	98.33	2.48	8.91	8.46	2,000	0.07		1.491	Sr Unsecured
US900123CX69	TURKEY 4.25 25	REPUBLIC OF TURKEY	4.25	13/03/25	2,000	92.71	92.24	93.19	0.98	9.09	8.47	200,000	0.19	3.17	1.630	Sr Unsecured
US900123CZ18	TURKEY 6.375 25	REPUBLIC OF TURKEY	6.38	14/10/25	2,500	94.46	93.96	94.96	0.92	9.28	8.78	200,000	-0.12	1.64	2.102	Sr Unsecured
US900123DB31	TURKEY 4.75 26	REPUBLIC OF TURKEY	4.75	26/01/26	1,750	90.53	90.20	90.86	1.72	9.00	8.70	200,000	0.00		2.350	Sr Unsecured
US900123CJ75	TURKEY 4.25 26	REPUBLIC OF TURKEY	4.25	14/04/26	1,500	88.40	87.93	88.88	0.61	9.15	8.73	200,000	-0.65	3.30	2.573	Sr Unsecured
XS2332876106	EXCRTU 5.75 26	TURK IHRACAT KR	5.75	06/07/26	750	88.38	87.85	88.90	2.40	10.46	10.02	200,000	-2.05	1.60	2.641	Sr Unsecured
US900123CK49	TURKEY 4.875 26	REPUBLIC OF TURKEY	4.88	09/10/26	3,000	88.41	87.92	88.89	0.77	9.15	8.78	200,000	-0.84	2.82	2.946	Sr Unsecured
US900123CL22	TURKEY 6 27	REPUBLIC OF TURKEY	6.00	25/03/27	3,250	90.20	89.71	90.70	1.18	9.27	8.93	200,000	-1.39	1.98	3.239	Sr Unsecured
USM88269US88	TURKEY 8.6 27	REPUBLIC OF TURKEY	8.60	24/09/27	2,000	97.45	97.01	97.90	1.72	9.46	9.20	200,000	-2.01	-1.54	3.446	Sr Unsecured
US900123CP36	TURKEY 5.125 28	REPUBLIC OF TURKEY	5.13	17/02/28	2,000	86.25	85.85	86.65	1.55	8.87	8.64	200,000	-0.47		3.938	Sr Unsecured
US900123CQ19	TURKEY 6.125 28	REPUBLIC OF TURKEY	6.13	24/10/28	2,750	88.50	88.16	88.83	0.71	8.94	8.77	200,000	-0.90		4.374	Sr Unsecured
US900123CT57	TURKEY 7.625 29	REPUBLIC OF TURKEY	7.63	26/04/29	3,000	93.30	92.77	93.82	0.85	9.24	9.00	200,000	-1.42	0.84	4.547	Sr Unsecured
US900123AL40	TURKEY 11.875 30	REPUBLIC OF TURKEY	11.88	15/01/30	1,500	112.92	112.28	113.56	4.65	9.34	9.10	1,000	-3.27		4.467	Sr Unsecured
US900123CY43	TURKEY 5.25 30	REPUBLIC OF TURKEY	5.25	13/03/30	2,000	80.80	80.28	81.31	1.21	9.23	8.99	200,000	-2.00	1.80	5.313	Sr Unsecured
US900123DA57	TURKEY 5.95 31	REPUBLIC OF TURKEY	5.95	15/01/31	2,250	82.64	82.16	83.11	2.33	9.27	9.07	200,000	-1.52	2.21	5.621	Sr Unsecured
US900123DC14	TURKEY 5.875 31	REPUBLIC OF TURKEY	5.88	26/06/31	1,750	81.69	81.17	82.21	2.61	9.24	9.03	200,000	-1.92	2.17	5.852	Sr Unsecured
US900123DD96	TURKEY 6.5 33	REPUBLIC OF TURKEY	6.50	20/09/33	1,500	82.79	82.33	83.24	1.37	9.19	9.03	200,000	-2.23	1.90	6.892	Sr Unsecured
US900123AT75	TURKEY 8 34	REPUBLIC OF TURKEY	8.00	14/02/34	1,500	93.79	93.30	94.28	2.49	8.99	8.84	2,000	-4.93		6.746	Sr Unsecured
US900123AY60	TURKEY 6.875 36	REPUBLIC OF TURKEY	6.88	17/03/36	2,750	82.64	82.20	83.08	1.51	9.28	9.14	2,000	-3.09		7.703	Sr Unsecured
US900123BB58	TURKEY 7.25 38	REPUBLIC OF TURKEY	7.25	05/03/38	1,000	84.81	84.34	85.28	1.83	9.21	9.08	2,000	-4.46		8.182	Sr Unsecured
US900123BG46	TURKEY 6.75 40	REPUBLIC OF TURKEY	6.75	30/05/40	2,000	77.65	76.92	78.38	0.11	9.52	9.31	100,000	-4.69	-1.74	8.933	Sr Unsecured
US900123BJ84	TURKEY 6 41	REPUBLIC OF TURKEY	6.00	14/01/41	3,000	71.60	70.99	72.22	2.37	9.40	9.22	200,000	-5.00	-1.18	9.055	Sr Unsecured
US900123CB40	TURKEY 4.875 43	REPUBLIC OF TURKEY	4.88	16/04/43	3,000	62.83	62.49	63.18	0.68	8.95	8.84	200,000	-5.52		10.301	Sr Unsecured
US900123CG37	TURKEY 6.625 45	REPUBLIC OF TURKEY	6.63	17/02/45	3,000	74.74	74.37	75.11	2.01	9.42	9.32	200,000	-5.44		9.457	Sr Unsecured
US900123CM05	TURKEY 5.75 47	REPUBLIC OF TURKEY	5.75	11/05/47	3,500	66.91	66.56	67.26	0.40	9.24	9.14	200,000	-5.31		10.310	Sr Unsecured

Sukuk

Türk Eurotahvilleri

İŞ YATIRIM

[Rapor Terimlerini Açıklayıcı Doküman](#)

Tanım	Enstrüman	İhraççı	Kupon	Vade ↕	İhraç Büy.(milyar)	Son	Alış Fiyatı	Satış Fiyatı	Birikmiş Faiz	Alış Getiri(%)	Satış Getiri(%)	Minimum İşlem	Fiyat Performansı		Dur.	Payment Rank
													1A(Δ %)	1Y(Δ %)		
*Vadelerine göre sıralanmıştır.																
XS1141043296	TURKSK 4.489 24	HAZINE MUSTESARLIGI VARL	4.49	25/11/24	1,000	94.77	94.24	95.29	0.14	8.75	7.95	200,000	-1.04	-0.06	1.377	Sr Unsecured
XS2351109116	TURKSK 5.125 26	HAZINE MUSTESARL	5.13	22/06/26	2,500	90.88	90.32	91.44	2.33	8.82	8.37	200,000	0.06	-0.28	2.657	Sr Unsecured
XS2441287773	TURKSK 7.25 27	HAZINE MUSTESARLIGI VARL	7.25	24/02/27	3,000	95.06	94.75	95.36	2.05	8.94	8.73	200,000	-0.82	-1.97	3.103	Sr Unsecured
Özel Sektör Eurotahvilleri																
Finansal Kuruluşlar																
XS1691349010	TCZIRA 5.125 23	TC ZIRAAT BANKASI AS	5.13	29/09/23	500	99.38	99.19	99.57	0.95	7.69	6.46	200,000	0.16	2.67	0.307	Sr Unsecured
XS1003016018	ISCTR 7.85 23	TURKIYE IS BANKASI A.S	7.85	10/12/23	400	99.32	98.76	99.87	3.84	10.41	8.11	200,000	-0.58	-0.58	0.470	Subordinated
XS1970705528	VAKBN 8.125 24	TURKIYE VAKIFLAR BANKASI	8.13	28/03/24	600	98.68	98.24	99.12	1.53	10.41	9.25	200,000	-1.14	0.22	0.754	Sr Unsecured
XS1578203462	ISCTR 6.125 24	TURKIYE IS BANKASI A.S	6.13	25/04/24	1,250	96.97	96.51	97.42	0.70	10.33	9.21	200,000	-0.96	1.44	0.830	Sr Unsecured
XS1634372954	YKBNK 5.85 24	YAPI VE KREDI BANKASI AS	5.85	21/06/24	500	96.60	96.16	97.05	2.68	9.82	8.87	200,000	-1.00	1.67	0.953	Sr Unsecured
XS1959391019	QNBFB 6.875 24	QNB FINANSBANK AS/TURKEY	6.88	07/09/24	650	98.96	98.44	99.49	1.70	8.20	7.30	200,000	-0.97	-2.80	1.157	Sr Unsecured
XS1958649854	YKBNK 8.25 24	YAPI VE KREDI BANKASI AS	8.25	15/10/24	500	98.37	97.93	98.81	1.17	9.90	9.19	200,000	-1.67	-0.56	1.239	Sr Unsecured
XS2100270508	TSKBTI 6 25	TURKIYE SINAI KALKINMA B	6.00	23/01/25	400	93.94	93.67	94.22	2.22	10.31	9.92	200,000	-1.30	1.27	1.464	Sr Unsecured
XS2112797290	VAKBN 5.25 25	TURKIYE VAKIFLAR BANKASI	5.25	05/02/25	750	92.06	91.68	92.44	1.76	10.84	10.30	200,000	-2.13	2.32	1.503	Sr Unsecured
XS1210422074	AKBNK 5.125 25	AKBANK TAS	5.13	31/03/25	500	92.84	92.39	93.30	0.94	9.79	9.21	200,000	-1.93	2.25	1.659	Sr Unsecured
XS2266963003	VAKBN 6.5 26	TURKIYE VAKIFLAR BANKASI	6.50	08/01/26	750	90.20	89.79	90.61	2.67	11.14	10.74	200,000	-3.11	0.21	2.224	Sr Unsecured
XS2281369301	TSKBTI 5.875 26	TURKIYE SINAI KALKINMA B	5.88	14/01/26	350	89.88	89.41	90.36	2.32	10.63	10.18	200,000	-2.16	2.05	2.263	Sr Unsecured
XS2131335270	AKBNK 6.8 26	AKBANK TAS	6.80	06/02/26	500	93.78	93.26	94.30	2.27	9.72	9.25	200,000	-1.97	2.46	2.308	Sr Unsecured
XS2274089288	TCZIRA 5.375 26	TC ZIRAAT BANKASI AS	5.38	02/03/26	600	88.34	88.04	88.64	1.40	10.51	10.23	200,000	-1.88	2.28	2.406	Sr Unsecured
XS2386558113	VAKBN 5.5 26	TURKIYE VAKIFLAR BANKASI	5.50	01/10/26	500	85.63	85.14	86.12	0.99	10.95	10.56	200,000	-3.45	0.53	2.868	Sr Unsecured
XS1617531063	GARAN 7.177 27	TURKIYE GARANTI BANKASI	7.18	24/05/27	750	89.48	89.12	89.84	0.24	10.61	10.36	200,000	-3.35	-0.92	3.308	Subordinated
XS1655085485	ODEABK 8.606 27	ODEA BANK AS	8.61	01/08/27	300	72.99	70.59	75.38	2.99	19.08	17.03	200,000			0.000	Subordinated
XS1551747733	VAKBN 8 27	TURKIYE VAKIFLAR BANKASI	8.00	01/11/27	0	0.00	0.00	0.00	0.00	0.00	0.00	200,000			0.000	Subordinated
XS1706923148	CREBNV 9.616 27	CREDIT EUROPE BANK NV	9.62	09/11/27	150	89.51	88.74	90.29	0.72	13.04	12.54	200,000	-2.88	-7.62	0.366	Subordinated
XS1386178237	FCFIN 9.797 27	FIBABANKA AS	9.80	24/11/27	300	91.45	89.77	93.12	1.96	12.94	11.86	200,000			0.000	Subordinated
XS1772360803	AKBNK 6.797 28	AKBANK TAS	6.80	27/04/28	0	99.67	99.24	100.10	0.00	0.00	0.00	200,000			0.000	Subordinated
XS1623796072	ISCTR 7 28	TURKIYE IS BANKASI A.S	7.00	29/06/28	500	94.23	93.52	94.94	3.05	10.74	10.35	200,000	-3.18	-1.48	0.060	Subordinated
XS2106022754	ISCTR 7.75 30	TURKIYE IS BANKASI A.S	7.75	22/01/30	750	92.68	91.85	93.52	2.88	11.02	10.65	200,000	-2.05	-2.38	1.420	Subordinated
XS2286436451	YKBNK 7.875 31	YAPI VE KREDI BANKASI AS	7.88	22/01/31	500	91.23	90.95	91.51	2.93	11.57	11.45	200,000	-3.22	-3.18	2.210	Subordinated
XS2355183091	AKBNK 6.8 31	AKBANK TAS	6.80	22/06/31	500	86.95	86.77	87.12	3.10	10.90	10.83	200,000	-3.38	-2.73	2.530	Subordinated
XS1867595750	YKBNK 13.875 PERP	YAPI VE KREDI BANKASI AS	13.88		650	100.52	100.09	100.95	5.43	15.07	14.95	200,000	-1.61	-4.61	0.541	JR Subordinated
Finans Dışı																
XS1298711729	TCELLT 5.75 25	TURKCELL İLETİSİM HİZMET	5.75	15/10/25	500	92.83	92.38	93.28	0.81	9.42	8.97	200,000	-1.81	1.60	2.115	Sr Unsecured
XS1577950402	CCOLAT 4.215 24	COCA-COLA İÇECEK AS	4.22	19/09/24	300	96.81	96.34	97.27	0.90	7.24	6.46	200,000	-0.50	0.36	1.212	Sr Unsecured

Türk Eurotahvilleri

İŞ YATIRIM

[Rapor Terimlerini Açıklayıcı Doküman](#)

Tanım	Enstrüman	İhraççı	Kupon	Vade ↕	İhraç Büy.(milyar)	Son	Alış Fiyatı	Satış Fiyatı	Birikmiş Faiz	Alış Getiri(%)	Satış Getiri(%)	Minimum İşlem	Fiyat Performansı		Dur.	Payment Rank
													1A(Δ %)	1Y(Δ %)		
XS1686704948	TUPRST 4.5 24	TURKIYE PETROL RAFINERİ	4.50	18/10/24	700	95.00	94.58	95.41	0.60	8.79	8.11	200,000	-0.23	2.98	1.277	Sr Unsecured
XS1803215869	TCELLT 5.8 28	TURKCELL İLETİSİM HİZMET	5.80	11/04/28	500	86.82	86.33	87.31	0.89	9.37	9.09	200,000	-1.99	2.58	4.013	Sr Unsecured
XS1955059420	TURKTI 6.875 25	TURK TELEKOMUNİKASYON AS	6.88	28/02/25	500	93.76	93.21	94.31	1.87	11.30	10.55	200,000	-1.67	-0.01	1.540	Sr Unsecured
XS1961010987	SİSETİ 6.95 26	TURK SİSE VE CAM FABRIKA	6.95	14/03/26	700	96.50	95.96	97.03	1.58	8.61	8.16	200,000	-0.90	3.69	2.421	Sr Unsecured
XS1961766596	KCHOL 6.5 25	KOC HOLDING AS	6.50	11/03/25	750	97.89	97.43	98.36	1.53	8.08	7.50	200,000	-0.70	0.93	1.605	Sr Unsecured
XS2010029234	ISTNBL 6.375 25	İSTANBUL METROPOLİTAN MU	6.38	09/12/25	580	87.88	87.51	88.25	3.13	12.31	11.93	200,000	-2.75	2.46	2.134	Sr Unsecured
XS2071397850	MERSIN 5.375 24	MERSIN ULUSLARARASI LİMA	5.38	15/11/24	600	96.19	95.53	96.85	0.31	8.74	7.72	200,000	-0.19	1.23	1.344	Sr Unsecured
XS2241387500	ULKER 6.95 25	ULKER BİSKUVİ SANAYİ AS	6.95	30/10/25	650	86.88	86.16	87.60	0.70	13.92	13.13	200,000	-0.28	6.32	2.079	Sr Unsecured
XS2332876106	EXCRTU 5.75 26	TURK İHRACAT KR	5.75	06/07/26	750	88.38	87.85	88.90	2.40	10.46	10.02	200,000	-2.05	1.60	2.641	Sr Unsecured
XS2337336445	PGSUST 9.25 26	PEGASUS HAVA TASİMACILIG	9.25	30/04/26	375	99.37	98.66	100.08	0.93	9.79	9.21	200,000	-0.74	3.68	2.467	Sr Unsecured
XS2339789732	LİMİSK 9.5 36	LİMAK İSKENDERUN	9.50	10/07/36	370	84.04	83.01	85.06	1.48	12.10	11.75	200,000	0.98	-5.98	5.297	Sr Unsecured
XS2346915890	ZOREN 9 26	ZORLU YENİLENEBİLİR	9.00	01/06/26	300	84.74	84.05	85.43	0.13	15.92	15.25	200,000	-0.79	6.43	2.117	Sr Unsecured
XS2355105292	AEFES 3.375 28	ANADOLU EFES BİR	3.38	29/06/28	500	79.06	78.40	79.71	1.47	8.75	8.37	200,000	-0.69	3.19	4.364	Sr Unsecured
XS2368781477	AYDEMT 7.75 27	AYDEM YENİLENEBİLİR ENER	7.75	02/02/27	699	83.17	82.23	84.11	2.67	14.13	13.38	200,000	-0.71	7.58	2.498	Sr Unsecured
XS2434515313	CCOLAT 4.5 29	COCA-COLA İCECEK AS	4.50	20/01/29	500	88.38	87.61	89.15	1.70	7.22	6.86	200,000	-0.24	0.52	4.723	Sr Unsecured
XS2468421248	ISTNBL 10.75 27	İSTANBUL METROPOLİTAN MU	10.75	12/04/27	305	94.14	93.89	94.38	1.61	12.80	12.63	200,000	-4.84	-2.83	2.991	Sr Unsecured

EUR Cinsinden

Devlet Eurotahvilleri

XS1843443356	TURKEY 4.625 25	REPUBLIC OF TURKEY	4.63	31/03/25	1,250	95.58	95.18	95.98	0.85	7.55	7.05	100,000	-1.95		1.647	Sr Unsecured
XS1629918415	TURKEY 3.25 25	REPUBLIC OF TURKEY	3.25	14/06/25	1,000	92.92	92.50	93.33	3.18	7.38	6.89	100,000	-1.70		1.789	Sr Unsecured
XS1909184753	TURKEY 5.2 26	REPUBLIC OF TURKEY	5.20	16/02/26	1,500	94.48	94.07	94.89	1.57	7.70	7.34	100,000	-2.16		2.363	Sr Unsecured
XS2361850527	TURKEY 4.375 27	REPUBLIC OF TURKEY	4.38	08/07/27	1,500	88.75	88.48	89.02	3.99	7.77	7.60	100,000	-2.55	-0.40	3.381	

Özel Sektör Eurotahvilleri

Finansal Kuruluşlar

XS2346972263	ACKAF 3 26	ARCELİK AS	3.00	27/05/26	350	89.69	89.21	90.17	0.08	7.16	6.76	100,000	-1.45	0.56	2.689	Sr Unsecured
--------------	------------	------------	------	----------	-----	-------	-------	-------	------	------	------	---------	-------	------	-------	--------------

Finans Dışı

Yurtdışı Devlet ve Özel Sektör Eurotahvilleri

İŞ YATIRIM



*Vadelerine göre sıralanmıştır.

[Rapor Terimleri](#)

Kodu	Enstrüman	Ülke	İhraççı	Kpn	Vade ↕	İhraç Büyüklüğü (milyar)	Alış Fiyatı	Satış Fiyatı	Alış Getiri(%)	Satış Getiri(%)	Minimum İşlem	Fiyat Performansı		Dur.	Payment Rank
												1A(Δ %)	1Y(Δ %)		
USD Cinsi															
USP30179AM09	CFELEC 4.875 24	MEXICO	COMISION FEDERAL DE ELEC	4.88	15/01/2024	869.69	98.75	99.44	7.01	5.82	200,000	0.04	-2.05	0.582	Sr Unsecured
US836205AQ75	SOAF 4.665 24	SOUTH AFRICA	REPUBLIC OF SOUTH AFRICA	4.67	17/01/2024	1500.00	98.80	99.15	6.68	6.08	100,000	-0.08		0.586	Sr Unsecured
US71647NAM11	PETBRA 6.25 24	NETHERLANDS	PETROBRAS GLOBAL FINANCE	6.25	17/03/2024	559.32	100.17	100.95	6.01	4.98	2,000	0.03	-3.36	0.746	Sr Unsecured
XS1044540547	AZERBJ 4.75 24	AZERBAIJAN	REPUBLIC OF AZERBAIJAN	4.75	18/03/2024	900.00	98.73	99.36	6.43	5.59	200,000	-0.30	-1.42	0.750	Sr Unsecured
USP16259AK29	BBVASM 4.375 24	MEXICO	BBVA BANCOMER SA TEXAS	4.38	10/04/2024	750.00	98.64	99.18	6.04	5.37	150,000	-0.32	-1.51	0.813	Sr Unsecured
US105756AR10	BRAZIL 8.875 24	BRAZIL	FED REPUBLIC OF BRAZIL	8.88	15/04/2024	1029.03	102.63	103.57	5.68	4.57	1,000	-0.38	-7.31	0.820	Sr Unsecured
XS1075401726	EMAARM 4.564 24	CAYMAN ISLANDS	EMG SUKUK LTD	4.56	18/06/2024	750.00	98.48	99.17	6.10	5.40	200,000	-0.30	-1.89	0.974	Sr Unsecured
XS1120709669	KAZAKS 3.875 24	KAZAKHSTAN	REPUBLIC OF KAZAKHSTAN	3.88	14/10/2024	1500.00	99.86	100.60	3.98	3.41	200,000	-0.03	-1.81	1.305	Sr Unsecured
US61761JVL06	MS 3.7 24	UNITED STATES	MORGAN STANLEY	3.70	23/10/2024	3000.00	97.68	97.87	5.46	5.32	1,000	-0.39	-3.34	1.318	Sr Unsecured
US06120TAA60	BCHINA 5 24	CHINA	BANK OF CHINA	5.00	13/11/2024	3000.00	99.11	99.25	5.65	5.55	200,000	-1.04	-4.24	1.363	Subordinated
USP2205LAC92	CMIGBZ 9.25 24	BRAZIL	CEMIG GERACAO E TRANSM	9.25	05/12/2024	756.11	101.04	101.91	8.50	7.88	200,000	-0.73	-4.75	0.491	Sr Unsecured
US105756BV13	BRAZIL 4.25 25	BRAZIL	FED REPUBLIC OF BRAZIL	4.25	07/01/2025	4300.00	98.65	99.05	5.15	4.88	200,000	-0.15	-2.28	1.489	Sr Unsecured
US09659X2D34	BNP 3.375 25	FRANCE	BNP PARIBAS	3.38	09/01/2025	2000.00	96.45	96.49	5.74	5.71	200,000	-0.47	-2.22	1.500	Sr Unsecured
XS1187065443	ESKOM 7.125 25	SOUTH AFRICA	ESKOM HOLDINGS SOC LTD	7.13	11/02/2025	1250.00	96.07	96.86	9.70	9.17	200,000	-1.07	0.91	1.508	Sr Unsecured
US92343VEN01	VZ 3.376 25	UNITED STATES	VERIZON COMMUNICATIONS	3.38	15/02/2025	1330.87	97.27	97.43	5.08	4.97	2,000	-0.70	-3.09	1.604	Sr Unsecured
US94974BGH78	WFC 3 25	UNITED STATES	WELLS FARGO & COMPANY	3.00	19/02/2025	2500.00	96.04	96.35	5.46	5.27	1,000	-0.54	-2.76	1.617	Sr Unsecured
US89236TGX72	TOYOTA 3 25	UNITED STATES	TOYOTA MOTOR CREDIT CORP	3.00	01/04/2025	1250.00	96.49	96.67	5.04	4.93	2,000	-0.85	-2.82	1.729	Sr Unsecured
US023135CE44	AMZN 3 25	UNITED STATES	AMAZON.COM INC	3.00	13/04/2025	1500.00	97.04	97.27	4.68	4.55	2,000	-0.81	-2.77	1.764	Sr Unsecured
US172967JP75	C 3.3 25	UNITED STATES	CITIGROUP INC	3.30	27/04/2025	1500.00	96.82	97.16	5.09	4.89	1,000	-0.09	-2.35	1.793	Sr Unsecured
US037833BG48	AAPL 3.2 25	UNITED STATES	APPLE INC	3.20	13/05/2025	2000.00	97.37	97.61	4.64	4.50	2,000	-0.77	-3.13	1.841	Sr Unsecured
GT2	T 4.25 25	UNITED STATES	US TREASURY N/B	4.25	31/05/2025	49888.00	4.51	4.50	4.51	4.50				1.878	Unsecured
XS1263054519	KAZAKS 5.125 25	KAZAKHSTAN	REPUBLIC OF KAZAKHSTAN	5.13	21/07/2025	2500.00	102.90	103.58	3.69	3.36	200,000	0.03	-1.46	1.965	Sr Unsecured
USP989MJBEO4	YPFDAR 8.5 25	ARGENTINA	YPF SOCIEDAD ANONIMA	8.50	28/07/2025	1131.77	86.09	87.08	16.44	15.82	1,000	4.21	10.87	1.782	Sr Unsecured
US931142EW94	WMT 3.9 25	UNITED STATES	WALMART INC	3.90	09/09/2025	1750.00	98.78	99.07	4.47	4.34	2,000	-0.68		2.113	Sr Unsecured
US836205AR58	SOAF 5.875 25	SOUTH AFRICA	REPUBLIC OF SOUTH AFRICA	5.88	16/09/2025	2000.00	99.07	99.56	6.31	6.08	200,000	-0.60		2.067	Sr Unsecured
US06738EAN58	BACR 4.375 26	BRITAIN	BARCLAYS PLC	4.38	12/01/2026	2500.00	96.57	96.67	5.81	5.77	200,000	-0.37	-3.63	2.366	Sr Unsecured
US715638DE95	PERU 2.392 26	PERU	REPUBLIC OF PERU	2.39	23/01/2026	1000.00	93.84	94.38	4.92	4.69	1,000	-0.47	-0.21	2.462	Sr Unsecured
US459200JG74	IBM 3.45 26	UNITED STATES	IBM CORP	3.45	19/02/2026	1350.00	96.49	96.77	4.85	4.74	100,000	-1.04	-3.05	2.509	Sr Unsecured
XS1319820897	SGCAZE 6.875 26	AZERBAIJAN	SOUTHERN GAS CORRIDOR	6.88	24/03/2026	2000.00	102.11	102.42	6.04	5.92	200,000	-0.70	-1.59	2.477	
US06051GFX25	BAC 3.5 26	UNITED STATES	BANK OF AMERICA CORP	3.50	19/04/2026	2500.00	96.17	96.50	4.95	4.82	2,000	-0.47	-2.74	2.662	Sr Unsecured
GT3	T 3.625 26	UNITED STATES	US TREASURY N/B	3.63	15/05/2026	50898.00	4.14	4.14	4.14	4.14				2.741	Unsecured
US717081EA70	PFE 3 26	UNITED STATES	PFIZER INC	3.00	15/12/2026	1750.00	95.23	95.54	4.48	4.38	2,000	-1.71	-3.30	3.230	Sr Unsecured
US65535HAZ29	NOMURA 2.329 27	JAPAN	NOMURA HOLDINGS INC	2.33	22/01/2027	1250.00	88.99	89.40	5.73	5.60	200,000	-0.96	-2.55	3.344	Sr Unsecured
US105756AE07	BRAZIL 10.125 27	BRAZIL	FED REPUBLIC OF BRAZIL	10.13	15/05/2027	765.02	117.01	117.88	5.29	5.06	1,000	-0.21	-7.19	3.283	Sr Unsecured
US191216CU25	KO 1.45 27	UNITED STATES	COCA-COLA CO/THE	1.45	01/06/2027	1500.00	90.41	90.75	4.08	3.98	2,000	-0.87	-1.21	3.782	Sr Unsecured
USP2253TJP59	CEMEX 7.375 27	MEXICO	CEMEX SAB DE CV	7.38	05/06/2027	933.26	103.60	103.93	16.55	-19.64	200,000	0.00	0.23	0.009	Sr Unsecured
XS1706923148	CREBNV 9.616 27	NETHERLANDS	CREDIT EUROPE BANK NV	9.62	09/11/2027	150.00	88.74	90.29	13.04	12.54	200,000	-2.88	-7.62	3.295	Subordinated
GT5	T 3.625 28	UNITED STATES	US TREASURY N/B	3.63	31/05/2028	51075.00	3.85	3.84	3.85	0.00				4.487	Unsecured
XS1196496688	SOIAZ 6.95 30	AZERBAIJAN	STATE OIL CO OF THE AZER	6.95	18/03/2030	750.00	102.93	104.06	6.41	6.20	200,000	-0.54	-0.42	5.283	Sr Unsecured
XS2384355520	KFINKK 6.125 31	CAYMAN ISLANDS	KT21 T2 CO LTD	6.13	16/12/2031	350.00	90.08	90.64	9.33	9.23	200,000	-3.34	-8.31	2.944	Sr Unsecured
GT10	T 3.375 33	UNITED STATES	US TREASURY N/B	3.38	15/05/2033	44536.00	3.70	3.69	3.70	3.69				8.297	Unsecured
US105756BB58	BRAZIL 8.25 34	BRAZIL	FED REPUBLIC OF BRAZIL	8.25	20/01/2034	1369.31	114.64	115.45	6.34	6.24	1,000	-0.13	0.19	7.094	Sr Unsecured
USP98088AA83	VOTORA 7.25 41	LUXEMBOURG	VOTORANTIM CIMENTOS INTL	7.25	05/04/2041	334.23	105.72	106.86	6.69	6.59	200,000	-0.62	-5.53	10.168	Sr Unsecured
USG21895AC44	CNPCCH 5.95 41	BRITISH VIRGIN	CNPC HK OVERSEAS CAPITAL	5.95	28/04/2041	500.00	108.77	109.91	5.19	5.10	200,000	-0.05	-1.29	11.347	Sr Unsecured

Devlet İç Borçlanma Senetleri

Tanım	Kpn%	Vade Tarihi ↕	İhraç Tarihi	Vadeye kalan	İhrac (mn TL)	Hacim (mnTL)			Aynı Gün Valörlü Son İşlem Tarihi	Son Temiz Fiyat	Birikmiş Faiz	Basit Faiz	Bileşik Faiz (%)	Faiz Değ.(Δbp)			3ay Bant				Dur.	Konv.	PVBP * 100
						1G	1 Toplam	3A St.dev						1G	1H	3A	Min(%)	Mak(%)	Ort(%)	Z-skor			

TÜFE'ye Endeksli Tahviller

TRT020823T11	1.50	02/08/23	14/08/13	2 m	8.48	57.02	63.00	10.80	11/05/23	104.630		-17.95	-16.72				-27.39	3.35	-10.45	-0.58			
TRT081123T10	1.40	08/11/23	20/11/13	5 m	8.50	0.80	13.29	8.68	12/05/23	107.000		-12.19	-11.78				-24.87	3.99	-10.06	-0.20			
TRT100124T17	2.10	10/01/24	16/01/19	7 m	13.04	1.73	12.68	8.61	02/06/23	106.900	1.67	-6.68	-6.57				-18.50	4.14	-6.85	0.03	0.44	0.00	1.05
TRT080524T17	1.20	08/05/24	21/05/14	11 m	5.74	29.33	89.76	6.45	16/05/23	109.000		-6.72	-6.61				-19.00	2.94	-8.85	0.35			
TRT050624T35	2.05	05/06/24	12/06/19	12 m	9.22	3.57	92.28	7.27	12/04/23	117.500	1.43	-9.84	-9.60				-18.24	4.05	-4.11	-0.75			
TRT180924T11	1.00	18/09/24	01/10/14	16 m	8.05	1.37	72.91	5.41	26/05/23	112.000	0.37	-6.63	-6.52				-17.57	2.89	-7.33	0.15	0.80	0.01	3.94
TRT061124T11	1.60	06/11/24	13/11/19	17 m	7.14	1.22	5.63	6.19	18/04/23	118.500	1.42	-7.85	-7.70				-17.62	3.15	-4.30	-0.55	0.97	0.02	2.76
TRT290125T15	1.18	29/01/25	05/02/20	20 m	12.02	1.50	340.77	6.04	12/05/23	113.500		-5.25	-5.18				-15.89	2.88	-3.41	-0.29			
TRT160425T17	1.00	16/04/25	29/04/15	23 m	8.82	5.69	74.92	3.70	24/05/23	113.500	0.20	-4.69	-4.64				-16.30	-1.57	-9.82	1.40			
TRT180625T13	0.75	18/06/25	24/06/20	25 m	24.99	765.82	4778.47	4.73	02/06/23	108.000	0.68	-2.30	-2.29				-18.50	-0.66	-10.21	1.67	1.33	0.03	3.10
TRT140126T11	1.35	14/01/26	27/01/16	32 m	20.25	5.55	98.06	2.72	15/05/23	118.000		-3.64	-3.61				-13.97	-1.05	-6.75	1.15			
TRT070727T13	1.45	07/07/27	19/07/17	50 m	22.07	13.0	50.54	3.44	15/05/23	125.100		-2.76	-2.74				-10.57	4.28	0.87	-1.05			
TRT120128T11	1.45	12/01/28	24/01/18	56 m	21.75	12.39	36.90	1.90	15/05/23	125.100		-2.17	-2.16				-9.46	1.21	-3.08	0.48			
TRT280628T18	1.65	28/06/28	11/07/18	62 m	19.04	1.07	193.54	3.17	26/05/23	124.000	1.31	-1.25	-1.25				-7.04	4.21	-0.42	-0.26	2.90	0.11	12.45
TRT080530T19	0.00	08/05/30	20/05/20	84 m	25.60																		
TRT280531T14	1.50	28/05/31	09/06/21	97 m	29.99	6.67	79.79	1.50	15/05/23	140.000		-1.62	-1.61				-5.64	0.17	-1.89	0.19			
TRT110232T15	0.00	11/02/32	23/02/22	106 m	30.31	1.00	68.32	1.38	26/05/23	106.000		-0.67	-0.67				-5.57	0.17	-2.82	1.55	4.68	0.27	9.13
TRT040832T18	0.00	04/08/32	17/08/22	112 m	15.69	6.52	102.79	1.33	26/05/23	109.000		-0.93	-0.93				-5.60	0.16	-3.35	1.82			
TRT120133T14	0.00	12/01/33	25/01/23	117 m	6.51	1.30	31.31	2.49	15/05/23	115.000		-1.44	-1.43				-5.40	0.26	-2.93	0.60			
TRT230233T10	0.00	23/02/33	09/03/22	118 m	16.70																		
TRT210235T10	0.00	21/02/35	09/03/22	143 m	16.70																		
TRT180237T13	0.00	18/02/37	09/03/22	167 m	16.70																		

Kamu Kira Sertifikası

TRD120723T18	9.04	12/07/23	14/07/21	1 m	1.14	0.03	115.63	4.37	02/06/23	100.276	7.20	14.55	15.53	-51	-45		2.46	22.66	10.57	1.14	0.09	0.00	0.11
TRD160823T13	8.90	16/08/23	18/08/21	2 m	0.92	0.11	0.16	3.91	01/06/23	100.384	5.23	15.16	16.10	5		1,100	5.08	18.59	10.57	1.42	0.19	0.00	0.21
TRD181023T17	9.05	18/10/23	20/10/21	5 m	1.91	0.55	5.72	4.34	01/06/23	103.000	2.19	9.77	10.07	-6	-40		6.48	21.53	15.81	-1.32	0.36	0.00	0.38
TRD131223T10	10.16	13/12/23	15/12/21	6 m	2.99	1.21	3.06	2.64	02/06/23	105.550	9.66	9.37	9.59	-5	-7		6.42	16.64	9.66	-0.03	0.46	0.00	0.53
TRD140224T10	10.10	14/02/24	16/02/22	8 m	5.56	0.74	1.96	2.10	02/06/23	105.500	6.10	11.75	12.10	-3	24		8.04	14.16	10.83	0.60	0.62	0.01	0.69
TRD200324T29	12.15	20/03/24	23/03/22	10 m	4.10	0.00	2.25	4.82	23/05/23								8.68	24.22	14.69				
TRD080524T15	11.35	08/05/24	11/05/22	11 m	2.27	0.23	7.84	5.80	02/06/23	112.500		8.51	8.69				8.68	23.99	15.75	-1.22			
TRD210824T15	6.80	21/08/24	26/08/20	15 m	0.55	5.22	6.67	3.72	01/06/23	101.000	3.74	12.65	13.05				8.49	20.00	15.53	-0.67	1.06	0.02	1.12
TRD031225T10	6.60	03/12/25	09/12/20	30 m	0.52	0.00	0.06	3.61	09/05/23								9.45	20.00	15.64				
TRD160926T19	8.40	16/09/26	22/09/21	40 m	0.73	0.00	109.65	1.91	02/01/23		4.80						10.60	19.90	16.96				
TRD080927T18	5.09	08/09/27	14/09/22	52 m	0.00	10.53	20.95	0.67	02/06/23	99.900		10.20	10.46	37			8.52	10.46	9.64	1.23			

Özel Sektör Tahvilleri (TL)

İŞ YATIRIM

[Rapor Terimleri](#)

Kodu	Enstrüman	Kpn	Vade ↕	İhraç T.	Kpn Sıklık	Bir son. kupon t.	Toplam İhrac	Aynı Gün Valörlü Son İşlem Tarihi	Temiz Fiyat	Birikmiş Faiz	Getiri (%)	FaizΔ Son İki İşgünü Arası			Fiyat Değ.			Hacim Ort.		Dur.	Konv.	PVBP * 100
												1G(Δ)	1H(Δ)	3A(Δ)	1G(Δ)	1H(Δ)	3A(Δ)	1H	3A			
Özkaynak Hes.Dahil Borç.Araçları																						
TRSTISB72712	Türkiye İş Bankası A.Ş.	19.93	27/07/27	08/08/17	4.00	30/07/23	1100.00	30/05/23		1.58								0.00	2.95			
TRSVKFB92719	Türkiye Vakıflar Bankası	12.00	06/09/27	18/09/17	4.00	12/06/23	525.00	12/05/23	100.000						0			0.89	1.40			
TRSTHALE2716	Türkiye Halk Bankası A.	14.49	22/10/27	20/10/17	12.00	30/06/23	1000.00	31/05/23										0.63	1.53			
TRSSKBA2716	Şekerbank T.A.Ş.	21.09	10/12/27	22/12/17	12.00	16/06/23	300.00	24/01/23	89.500	0.31								0.32	1.52	-1.416	-0.018	0.046
TRSSKBK52818	Şekerbank T.A.Ş.	21.90	11/05/28	24/05/18	12.00	16/06/23	150.00	27/09/21	100.000	0.64								0.00	0.81			0.053
TRSTHAL62811	Türkiye Halk Bankası A.	14.10	04/07/28	03/07/18	2.00	28/06/23	1950.00	14/03/23		2.98								0.15	0.01			
TRSTHAL92826	Türkiye Halk Bankası A.	12.79	13/09/28	26/09/18	2.00	20/09/23	2979.80															
TRSEXIM92818	Türkiye İhracat Kredi B.	12.54	14/09/28	27/09/18	2.00	21/09/23	2901.76															
TRSFIBA10016	Fibabanka A.Ş.	17.25	12/03/29	20/03/19	4.00	14/06/23	100.00															
TRSTISB62911	Türkiye İş Bankası A.Ş.		06/06/29	19/06/19	4.00	11/06/23	800.00	11/01/23		1.07								0.00	4.29	0.012	0.003	0.171
TRSYKKB62914	Yapı Ve Kredi Bankası A		20/06/29	03/07/19	4.00	28/06/23	500.00	31/05/23										0.00	0.76			
TRSTISB92918	Türkiye İş Bankası A.Ş.	14.27	13/09/29	26/09/19	4.00	22/06/23	350.00	30/03/23	100.000	0.31								0.01	0.36			0.221
TRSVKFB92925	Türkiye Vakıflar Bankası	11.34	14/09/29	27/09/19	4.00	23/06/23	725.00	06/01/23		0.51								1.94	0.36			4.971
TRSYKKB92911	Yapı Ve Kredi Bankası A	11.19	20/09/29	03/10/19	4.00	29/06/23	300.00	23/05/23										0.04	0.03			
TRSGRANE2915	Türkiye Garanti Bankası	11.26	07/10/29	09/10/19	4.00	07/07/23	252.88	16/03/23		1.93								0.90	0.29			4.858
TRSSKBA0017	Şekerbank T.A.Ş.	11.20	28/11/29	11/12/19	4.00	07/06/23	250.00	21/10/20										0.00	0.00			
TRSGRAN23013	Türkiye Garanti Bankası	12.07	14/02/30	14/02/20	4.00	14/08/23	750.00	23/05/23										0.00	1.49			

Kira Sertifikaları (Kot içi)

TRDKLVK62317	Kalkınma Yatırım Varlık		07/06/23	09/11/22			50.00	02/06/23										1.17	0.16			
TRDHVKA62324	Halk Varlık Kiralama A.		08/06/23	09/03/23			275.00	02/06/23										10.97	2.70			
TRDBRKT62317	Bereket Varlık Kiralama		08/06/23	10/03/23			200.00	28/04/23	100.000	21	-15				0			27.34	2.13			
TRDZKVK62317	Ziraat Katılım Varlık Kir		09/06/23	07/03/23			800.00	02/06/23	99.864	32	-4	225			0	0		3.49	1.66			
TRDEVKS62356	Emlak Katılım Varlık Kir		15/06/23	10/03/23			100.00	02/06/23	99.816	28								3.94	0.31			
TRDHVKA62332	Halk Varlık Kiralama A.		16/06/23	17/03/23			500.00	02/06/23	99.860	28	2				0			3.08	0.26			
TRDGLVK62315	Golden Global Varlık Ki		19/06/23	20/03/23			100.00	02/06/23	99.872	29	265				0			0.78	0.63			
TRDZKVK62325	Ziraat Katılım Varlık Kir		20/06/23	15/03/23			1000.00	02/06/23										13.23	1.78			
TRDNVKA62314	Nurol Varlık Kiralama A		20/06/23	22/12/22			200.00	02/06/23										0.40	0.36			
TRDNVKA62322	Nurol Varlık Kiralama A		23/06/23	23/12/22			50.00	23/05/23										0.00	0.00			
TRDEVKS72330	Emlak Katılım Varlık Kir		04/07/23	27/03/23			322.00	02/06/23										0.06	0.02			
TRDEVKS72322	Emlak Katılım Varlık Kir		04/07/23	21/03/23			500.00	26/05/23										0.00	0.00			
TRDHVKA72315	Halk Varlık Kiralama A.		05/07/23	05/01/23			100.00	16/05/23										0.00	0.00			
TRDZKVK72316	Ziraat Katılım Varlık Kir		05/07/23	07/07/22			500.00															
TRDEVKS72355	Emlak Katılım Varlık Kir		06/07/23	28/03/23			300.00	02/06/23										0.00	0.00			
TRDZKVK72324	Ziraat Katılım Varlık Kir		07/07/23	30/03/23			800.00	02/06/23	99.330	32	803				-1			3.39	1.21			
TRDDGER72312	Değer Varlık Kiralama A		07/07/23	05/08/22			25.00	09/11/22										0.00	0.00			
TRDKTLM72324	Katılım Varlık Kiralama		07/07/23	10/01/23			100.00	25/04/23	99.977	27	-1				0			3.18	0.25			
TRDEMVK72317	Emlak Varlık Kiralama A	22.50	11/07/23	15/04/22	4.00	11/07/23	70.00	23/05/23										4.29	0.34			
TRDTFVK72319	Tf Varlık Kiralama A.Ş.		12/07/23	30/11/22			1000.00	18/05/23	99.992	23	0				0			2.81	0.22			
TRDHVKA72331	Halk Varlık Kiralama A.		12/07/23	30/03/23			165.00	25/05/23										0.00	0.00			
TRDNVKA72313	Nurol Varlık Kiralama A		25/07/23	24/01/23			50.00															
TRDHVKA72323	Halk Varlık Kiralama A.		26/07/23	15/03/23			200.00	05/05/23										0.00	0.00			

Özel Sektör Tahvilleri (TL)

Kodu	Enstrüman	Kpn	Vade ↕	İhraç T.	Kpn Sıklık	Bir son. kupon t.	Toplam İhrac	Aynı Gün Valörlü Son İşlem Tarihi	Temiz Fiyat	Birikmiş Faiz	Getiri (%)	FaizΔ Son İki İşgünü Arası			Fiyat Değ.			Hacim Ort.		Dur.	Konv.	PVBP * 100
												1G(Δ)	1H(Δ)	3A(Δ)	1G(Δ)	1H(Δ)	3A(Δ)	1H	3A			
TRDKTLM72332	Katılım Varlık Kiralama		26/07/23	27/01/23			300.00	26/05/23	99.960		27	0			0		1.54	0.14				
TRDKTLM72316	Katılım Varlık Kiralama		26/07/23	26/10/22			264.80	02/06/23									1.50	0.93				
TRDEMVK82316	Emlak Varlık Kiralama A	25.00	02/08/23	30/03/22	4.00	05/07/23	200.00	01/06/23		3.97							0.33	0.66	0.144	0.001	0.159	
TRFTERA82315	Tera Yatırım Menkul De		07/08/23	07/02/23			17.60	01/06/23	94.452		36	299		151	3	6.55	3.69	0.29				
TRDKTLM82315	Katılım Varlık Kiralama		11/08/23	11/11/22			178.80	02/06/23									0.36	0.68				
TRDNVKA82320	Nurol Varlık Kiralama A		14/08/23	16/01/23			10.00															
TRDKLVK82315	Kalkınma Yatırım Varlık		15/08/23	13/12/22			50.00	29/05/23									0.00	0.00				
TRDTFVK82318	Tf Varlık Kiralama A.Ş.		16/08/23	25/01/23			500.00															
TRDNVKA82338	Nurol Varlık Kiralama A		18/08/23	17/02/23			75.00															
TRDBRKT82315	Bereket Varlık Kiralama		22/08/23	07/03/23			300.00	23/05/23	100.000						0		14.67	6.79				
TRDEMVK82332	Emlak Varlık Kiralama A		23/08/23	17/08/22			200.00	02/06/23									0.29	0.46				
TRDNVKA82346	Nurol Varlık Kiralama A		29/08/23	02/03/23			160.00	01/06/23	99.820		27		1		0		3.17	0.58				
TRDNVKA82312	Nurol Varlık Kiralama A		31/08/23	18/10/22			3.00															
TRDNVKA92329	Nurol Varlık Kiralama A		06/09/23	08/03/23			150.00															
TRDEMVK92323	Emlak Varlık Kiralama A		06/09/23	31/08/22			60.00															
TRDDGER92310	Değer Varlık Kiralama A		06/09/23	10/03/23			100.00	31/05/23									0.64	0.05				
TRDNVKA92337	Nurol Varlık Kiralama A		13/09/23	15/03/23			215.00	02/06/23									2.93	0.23				
TRDKLVK92314	Kalkınma Yatırım Varlık		15/09/23	05/01/23			50.00	02/06/23									0.00	0.01				
TRDEMVK92315	Emlak Varlık Kiralama A	25.00	19/09/23	22/03/22		19/09/23	140.00	26/05/23		4.73							0.00	0.59	0.261	0.002	0.290	
TRDKTLM92314	Katılım Varlık Kiralama		21/09/23	03/02/23			235.55	31/05/23									8.79	0.68				
TRDNVKA92311	Nurol Varlık Kiralama A		29/09/23	18/10/22			5.00															
TRDEMVK2339	Emlak Varlık Kiralama A		03/10/23	27/09/22			65.00	02/06/23	99.958		29						0.00	0.13				
TRDEMVK2321	Emlak Varlık Kiralama A		06/10/23	16/09/22			123.70	01/06/23									0.09	0.24				
TRDKTLM2318	Katılım Varlık Kiralama		11/10/23	14/09/22			300.00	30/05/23									0.13	0.34				
TRDNVKA2316	Nurol Varlık Kiralama A		16/10/23	18/10/22			2.00															
TRDNVKA2324	Nurol Varlık Kiralama A		23/10/23	27/03/23			10.00															
TRDEMVK2347	Emlak Varlık Kiralama A		24/10/23	28/09/22			60.00	29/05/23									0.00	0.00				
TRDEMVK2354	Emlak Varlık Kiralama A		26/10/23	12/10/22			125.55	01/06/23	99.925		29						1.48	1.75				
TRDEMVK2313	Emlak Varlık Kiralama A		26/10/23	27/04/22			70.00	22/05/23									0.44	0.32				
TRDBRKT2315	Bereket Varlık Kiralama		26/10/23	21/10/22			125.00	01/06/23									2.52	3.46				
TRDKLVK2316	Kalkınma Yatırım Varlık		30/10/23	10/03/23			50.00	14/03/23									0.00	0.00				
TRDEMVKK2315	Emlak Varlık Kiralama A		01/11/23	27/04/22			50.00	02/06/23									0.68	0.40				
TRDEMVKK2331	Emlak Varlık Kiralama A		03/11/23	01/02/23			100.00	17/05/23									0.15	0.01				
TRDTFVKK2317	Tf Varlık Kiralama A.Ş.		08/11/23	18/11/22			1200.00	26/05/23	99.872		18	0			0		16.18	1.31				
TRDEMVKK2323	Emlak Varlık Kiralama A		08/11/23	19/10/22			100.00	26/05/23									0.05	0.10				
TRDTFVKK2325	Tf Varlık Kiralama A.Ş.		15/11/23	07/12/22			1000.00															
TRDEMVKK2349	Emlak Varlık Kiralama A		30/11/23	23/02/23			100.00	15/05/23									0.00	0.00				
TRDQFVKA2312	Qnb Finans Varlık Kirala		06/12/23	14/12/22			64.50	11/05/23									0.00	0.00				
TRDTFVKA2319	Tf Varlık Kiralama A.Ş.		06/12/23	14/12/22			1100.00															
TRDEMVK2325	Emlak Varlık Kiralama A		07/12/23	01/12/22			200.00	29/05/23									0.00	0.10				
TRDTFVKA2327	Tf Varlık Kiralama A.Ş.		12/12/23	28/12/22			1000.00															
TRDEMVK2333	Emlak Varlık Kiralama A		13/12/23	07/12/22			100.00	22/02/23	109.680		15	2			-1		14.74	1.15				
TRDQFVKA2320	Qnb Finans Varlık Kirala		13/12/23	28/12/22			150.00	02/06/23	99.964		31		0		0		9.21	0.83				
TRDEMVK2358	Emlak Varlık Kiralama A		14/12/23	15/03/23			100.00	30/05/23									0.51	0.04				
TRDEMVK2341	Emlak Varlık Kiralama A		15/12/23	24/02/23			50.00	18/05/23									0.00	0.00				

Özel Sektör Tahvilleri (TL)

Kodu	Enstrüman	Kpn	Vade ↕	İhraç T.	Kpn Sıklık	Bir son. kupon t.	Toplam İhrac	Aynı Gün Valörlü Son İşlem Tarihi	Temiz Fiyat	Birikmiş Faiz	Getiri (%)	FaizΔ Son İki İşgünü Arası			Fiyat Değ.			Hacim Ort.		Dur.	Konv.	PVBP * 100
												1G(Δ)	1H(Δ)	3A(Δ)	1G(Δ)	1H(Δ)	3A(Δ)	1H	3A			
TRFFNYM62334	Qnb Finans Yatırım Me		08/06/23	02/02/23			89.11	19/04/23										0.00	0.00			
TRFFNYM62342	Qnb Finans Yatırım Me		08/06/23	09/02/23			40.00															
TRFGLMK62327	Global Menkul Değerle		09/06/23	13/03/23			20.00															
TRFDZFK62336	Deniz Faktoring A.Ş.		09/06/23	10/03/23			130.00											0.00	0.00			
TRFFSDT62324	Fasdat Gıda Dağıtım Sa		09/06/23	14/12/22			42.00	25/05/23										0.00	0.00			
TRFCREA62313	Cerean Enerji A.Ş.		09/06/23	14/12/22			50.00	30/12/22										0.00	0.00			
TRFTHAL62339	Türkiye Halk Bankası A.		09/06/23	10/03/23			1569.10	12/05/23										0.00	0.00			
TRFNURL62321	Nurol Yatırım Bankası A		09/06/23	10/03/23			100.00	05/05/23										0.00	0.00			
TRFVKFB62313	Türkiye Vakıflar Bankası		09/06/23	10/03/23			53.70															
TRFYKKB62325	Yapı Ve Kredi Bankası A		09/06/23	27/01/23			334.96	01/06/23										0.00	0.00			
TRFAKYB62326	Aktif Yatırım Bankası A.		09/06/23	16/12/22			700.00															
TRFINFM62311	İnfo Yatırım Menkul De		09/06/23	03/03/23			150.00	02/06/23										0.66	0.05			
TRFTPFC62314	Creditwest Faktoring A		09/06/23	14/03/23			40.00	01/06/23	99.433		35	4			1		1.22	0.09				
TRFDZFK62328	Deniz Faktoring A.Ş.		09/06/23	08/03/23			100.00	15/05/23	98.545		24						0.28	0.02				
TRFOYMD62311	Oyak Yatırım Menkul D		12/06/23	06/02/23			144.00	18/05/23									0.12	0.01				
TRFA1CP62312	A1 Capital Yatırım Men		13/06/23	16/12/22			75.00	06/02/23	90.998		31	0			1		3.05	0.24				
TRFFSDT62332	Fasdat Gıda Dağıtım Sa		13/06/23	24/01/23			80.00	25/05/23									0.00	0.00				
TRFNURL62339	Nurol Yatırım Bankası A		13/06/23	14/03/23			145.00															
TRFOSMK62318	Osmanlı Yatırım Menku		14/06/23	15/03/23			80.00	25/05/23									0.66	0.05				
TRFDNFK62316	Deniz Finansal Kiralama		14/06/23	15/03/23			390.00	17/05/23	98.370		24						1.55	0.12				
TRFULFK62314	Ulusal Faktoring A.Ş.		15/06/23	16/12/22			15.00															
TRFYKKB62341	Yapı Ve Kredi Bankası A		16/06/23	06/03/23			871.00	19/04/23									0.00	0.00	0.140	0.001	0.146	
TRFYKKB62333	Yapı Ve Kredi Bankası A		16/06/23	02/02/23			165.22	22/02/23									0.00	0.00				
TRFAKFT62327	Ak Faktoring A.Ş.		16/06/23	09/03/23			36.90	18/05/23	98.795		37	0			1		0.05	0.00				
TRFTAMF62323	Tam Finans Faktoring A		16/06/23	02/03/23			75.00	02/06/23									0.56	0.04				
TRFPHCM62315	Phillipcapital Menkul D		19/06/23	22/03/23			165.35	02/06/23									7.68	0.87				
TRFKNTF62320	Kent Faktoring A.Ş.		19/06/23	13/03/23			18.20	03/05/23	98.623		35	-1			1		0.02	0.00				
TRFAREN62310	Arena Finans Faktoring		19/06/23	20/12/22			18.00	17/04/23	95.300		32	-175			1		2.78	0.22				
TRFISFN62326	İş Finansal Kiralama A.Ş		20/06/23	16/03/23			300.00	02/06/23	99.201		23						3.54	0.28				
TRFTHAL62313	Türkiye Halk Bankası A.		20/06/23	20/02/23			100.00															
TRFAKYB62318	Aktif Yatırım Bankası A.		21/06/23	06/12/22			500.00															
TRFYTFM62315	Yatırım Finansman Me		22/06/23	24/03/23			150.00	24/04/23									0.00	0.00				
TRFAREN62328	Arena Finans Faktoring		23/06/23	26/12/22			17.00	15/05/23									1.72	0.13				
TRFISKM62328	Trive Yatırım Menkul D		23/06/23	28/03/23			111.61	25/05/23									0.97	0.08				
TRFYKYM62323	Yapı Kredi Yatırım Men		27/06/23	29/03/23			309.25	29/05/23									0.54	0.04				
TRFTISB72313	Türkiye İş Bankası A.Ş.		03/07/23	26/01/23			681.89															
TRFTISB72321	Türkiye İş Bankası A.Ş.		03/07/23	23/02/23			178.15															
TRFTCMD72315	Tacirler Yatırım Menku		03/07/23	09/01/23			100.00	01/06/23									0.00	0.00				
TRFHFK72310	Halk Finansal Kiralama		04/07/23	29/03/23			125.25	07/04/23									0.00	0.00				
TRFA1CP72311	A1 Capital Yatırım Men		04/07/23	06/01/23			75.00															
TRFDNZY72314	Deniz Yatırım Menkul K		05/07/23	24/03/23			150.00															
TRFFFKR72329	Qnb Finans Finansal Kir		05/07/23	22/03/23			100.00										0.00	0.00				
TRFHZRF72315	Huzur Faktoring A.Ş.		05/07/23	23/03/23			25.00	23/05/23	96.353		37						0.03	0.00				
TRFTISB72347	Türkiye İş Bankası A.Ş.		05/07/23	28/03/23			400.00		94.859		23						13.55	1.05				
TRFLDFK72319	Lider Faktoring A.Ş.		05/07/23	29/03/23			40.00	25/05/23									0.69	0.05				

Özel Sektör Tahvilleri (TL)

Kodu	Enstrüman	Kpn	Vade ↕	İhraç T.	Kpn Sıklık	Bir son. kupon t.	Toplam İhrac	Aynı Gün Valörlü Son İşlem Tarihi	Temiz Fiyat	Birikmiş Faiz	Getiri (%)	FaizΔ Son İki İşgünü Arası			Fiyat Değ.			Hacim Ort.		Dur.	Konv.	PVBP * 100
												1G(Δ)	1H(Δ)	3A(Δ)	1G(Δ)	1H(Δ)	3A(Δ)	1H	3A			
TRFQYHL72318	Q Yatırım Holding A.Ş.		06/07/23	29/03/23			100.00	02/06/23										0.00	0.00			
TRFZORN72315	Zorlu Enerji Elektrik Ür		07/07/23	13/01/23			200.00	19/04/23		9.30								0.01	0.00	0.183	0.001	0.218
TRFTPFC72313	Creditwest Faktoring A		10/07/23	13/01/23			51.00	10/05/23										0.00	0.00			
TRFDUUM72315	Ünlü Menkul Değerler		12/07/23	02/03/23			50.00	03/05/23										0.00	0.00			
TRFMLPC72316	Mlp Sağlık Hizmetleri A		14/07/23	26/01/23			250.00	02/06/23										0.00	0.00			
TRFGFYH72311	Garanti Filo Yönetimi H		17/07/23	17/10/22			150.00															
TRFGKYH72311	Inveo Yatırım Holding A		19/07/23	20/07/22			40.00	17/04/23										0.00	0.00			
TRFVSTL72315	Vestel Elektronik Sanay		19/07/23	25/01/23			280.00	31/05/23	99.740		31							0.31	0.05			
TRFUNCO72318	Ünlü Yatırım Holding A		20/07/23	27/03/23			120.00	01/06/23										0.00	0.00			
TRFZORN72323	Zorlu Enerji Elektrik Ür		27/07/23	02/02/23			162.84	17/04/23	100.000		36							9.46	0.74			
TRFPNST82320	Pınar Süt Mamulleri Sa		01/08/23	07/02/23			100.00															
TRFTAMF82313	Tam Finans Faktoring A		02/08/23	02/03/23			100.00	01/06/23										0.00	0.00			
TRFZORF82310	Zorlu Faktoring A.Ş.		03/08/23	16/03/23			22.00	02/06/23										0.05	0.00			
TRFCGDF82315	Çağdaş Faktoring A.Ş.		04/08/23	03/02/23			41.00															
TRFDYBY82311	Dyo Boya Fabrikaları A.		04/08/23	08/02/23			50.00	16/05/23										0.00	0.00			
TRFAKFK82316	Ak Finansal Kiralama A.		04/08/23	10/02/23			121.50	09/05/23										0.00	0.00			
TRFDVYS82311	Dünya Varlık Yönetim A		09/08/23	08/02/23			50.00	02/06/23										0.01	0.00			
TRFZORN82314	Zorlu Enerji Elektrik Ür		10/08/23	17/02/23			126.88	04/05/23										0.00	0.00			
TRFAIGY82319	Akiş Gayrimenkul Yatır		11/08/23	17/02/23			125.00	31/05/23										0.75	0.06			
TRFSRKY82314	Sarkuysan Elektrolitik E		14/08/23	16/02/23			200.00	01/06/23										0.00	0.00			
TRFAKFK82324	Ak Finansal Kiralama A.		15/08/23	03/03/23			180.00	18/05/23										0.00	0.00			
TRFCGDF82323	Çağdaş Faktoring A.Ş.		16/08/23	17/02/23			28.00	02/06/23										0.00	0.00			
TRFULFK82312	Ulusal Faktoring A.Ş.		17/08/23	22/02/23			45.00															
TRFKORT82313	Korteks Mensucat San		17/08/23	02/03/23			111.20	31/05/23										0.00	0.00			
TRFSLEC82316	Selçuk Ecza Deposu Tic		17/08/23	16/02/23			500.00	01/06/23										0.00	0.00			
TRFGFYH82310	Garanti Filo Yönetimi H		18/08/23	21/02/23			50.00	27/03/23										0.00	0.00			
TRFAKYM82313	Ak Yatırım Menkul Değ		18/08/23	07/03/23			450.00	18/05/23										11.43	0.89			
TRFTTLK82315	Türk Telekomünikasyon		21/08/23	01/03/23			900.00	31/05/23										0.00	0.37			
TRFARCL82324	Arçelik A.Ş.		22/08/23	24/02/23			1400.00															
TRFTBTF82316	Teb Finansman A.Ş.		23/08/23	26/08/22			228.50	10/05/23										1.58	0.12			
TRFALJF82316	Alj Finansman A.Ş.		25/08/23	03/03/23			100.00	31/05/23										2.24	0.17			
TRFSUMF82313	Sümer Faktoring A.Ş.		28/08/23	27/02/23			19.00	06/03/23										0.00	0.00			
TRFATFK92316	Atılım Faktoring A.Ş.		01/09/23	10/03/23			20.00															
TRFAKFK92315	Ak Finansal Kiralama A.		01/09/23	10/03/23			188.00	18/05/23										0.00	0.00			
TRFGFYH92319	Garanti Filo Yönetimi H		05/09/23	09/03/23			50.00	18/05/23										0.00	0.00			
TRFTCEF92315	Turkcell Finansman A.Ş		05/09/23	07/03/23			250.00	18/05/23										0.00	0.00			
TRFQAGR92315	Qua Granite Hayal Yapı		05/09/23	14/03/23			100.00	29/05/23										0.34	0.03			
TRFAZEV92313	Arzum Elektrikli Ev Alet		06/09/23	10/03/23			62.75	31/05/23										0.00	0.00			
TRFZORN92313	Zorlu Enerji Elektrik Ür		07/09/23	16/03/23			53.69															
TRFPNST92311	Pınar Süt Mamulleri Sa		08/09/23	17/03/23			200.00	24/05/23										0.00	0.00			
TRFAKYM92312	Ak Yatırım Menkul Değ		08/09/23	17/03/23			184.00															
TRFTBTF92315	Teb Finansman A.Ş.		08/09/23	14/03/23			140.00	03/04/23										0.00	0.00			
TRFDHOL92315	Doğan Şirketler Grubu		14/09/23	16/03/23			55.00	01/06/23										0.00	0.00			
TRFBLKM92317	Bilkom Bilişim Hizmetle		14/09/23	20/03/23			175.00	01/06/23										0.08	0.01			
TRFALJF92315	Alj Finansman A.Ş.		15/09/23	08/12/22			110.00	23/05/23	99.300		34	0			0			1.63	0.13			

Özel Sektör Tahvilleri (TL)

Kodu	Enstrüman	Kpn	Vade ↕	İhraç T.	Kpn Sıklık	Bir son. kupon t.	Toplam İhrac	Aynı Gün Valörlü Son İşlem Tarihi	Temiz Fiyat	Birikmiş Faiz	Getiri (%)	FaizΔ Son İki İşgünü Arası			Fiyat Değ.			Hacim Ort.		Dur.	Konv.	PVBP * 100
												1G(Δ)	1H(Δ)	3A(Δ)	1G(Δ)	1H(Δ)	3A(Δ)	1H	3A			
TRFTBTF92323	Teb Finansman A.Ş.		15/09/23	22/03/23			150.00	24/05/23										0.00	0.00			
TRFQAGR92323	Qua Granite Hayal Yapı		15/09/23	28/03/23			100.00	02/06/23										0.29	0.04			
TRFKREL92310	Karel Elektronik Sanayi		15/09/23	22/03/23			246.10	01/06/23	99.779		31							0.15	0.01			
TRFVDTF92317	Volkswagen Doğu Fin		15/09/23	24/03/23			250.00	02/06/23										1.91	0.15			
TRFDGTR92313	Doğan Trend Otomotiv		19/09/23	24/03/23			157.00	02/06/23	100.374		29	1	-46		0	0		0.15	0.01			
TRFTEBM92313	Teb Yatırım Menkul De		22/09/23	29/03/23			103.90	28/04/23										0.07	0.01			
TRFSISE92317	Türkiye Şişe Ve Cam Fa		27/09/23	29/03/23			760.00	31/05/23										0.00	0.00			
TRFGKYH92327	Inveo Yatırım Holding A		29/09/23	30/09/22			250.00	02/06/23										0.00	0.00			
TRFDEVAE2314	Deva Holding A.Ş.		06/10/23	07/10/22			150.00	29/05/23										1.82	0.14			
TRFTBTFE2318	Teb Finansman A.Ş.		26/10/23	27/10/22			150.00	09/05/23										0.00	0.00			
TRFERGLK2316	Ereğli Demir Çelik Fabr		07/11/23	08/11/22			900.00	11/05/23										1.46	0.11			
TRFGKYHK2315	Inveo Yatırım Holding A		15/11/23	16/11/22			130.00	02/06/23										0.00	0.00			
TRFVDTFK2314	Volkswagen Doğu Fin		16/11/23	27/02/23			250.00		99.985		30							3.01	0.23			
TRFGDKMK2313	Gedik Yatırım Menkul D		22/11/23	23/11/22			200.00	31/03/23										0.00	0.00			
TRFSISEK2316	Türkiye Şişe Ve Cam Fa		27/11/23	02/03/23			650.00	31/05/23										0.00	0.00			
TRFISGYA2318	İş Gayrimenkul Yatırım		04/12/23	09/03/23			250.00	31/05/23										0.00	0.00			
TRFGDKMA2315	Gedik Yatırım Menkul D		20/12/23	21/12/22			150.00	15/03/23										0.00	0.00			
TRFBNPFA2312	Bnp Paribas Finansal Ki		22/12/23	23/12/22			72.53	18/05/23										1.07	0.08			
TRFDEVAA2318	Deva Holding A.Ş.		26/12/23	28/03/23			80.00	31/05/23										0.00	0.00			
TRFCOLA12419	Coca Cola İçecek A.Ş.		23/01/24	24/01/23			1000.00															
TRFGKYH12416	Inveo Yatırım Holding A		24/01/24	25/01/23			30.00	17/04/23										0.00	0.00			
TRFLDFK22413	Lider Faktoring A.Ş.		13/02/24	15/02/23			50.00															
TRFDEVA22416	Deva Holding A.Ş.		28/02/24	01/03/23			270.00	01/06/23										0.00	0.00			
TRFKREL32415	Karel Elektronik Sanayi		05/03/24	09/03/23			120.00	01/06/23										0.00	0.00			
TRFBNYP32412	Bien Yapı Ürünleri San.		08/03/24	10/03/23			200.00	03/05/23										0.00	0.00			
TRFKREL32423	Karel Elektronik Sanayi		18/03/24	22/03/23			53.90	11/05/23	99.437		34							0.82	0.06			

Özel Sektör Tahvilleri (TL)

Kodu	Enstrüman	Kpn	Vade ↕	İhraç T.	Kpn Sıklık	Bir son. kupon t.	Toplam İhrac	Aynı Gün Valörlü Son İşlem Tarihi	Temiz Fiyat	Birikmiş Faiz	Getiri (%)	FaizΔ Son İki İşgünü Arası			Fiyat Değ.			Hacim Ort.		Dur.	Konv.	PVBP * 100
												1G(Δ)	1H(Δ)	3A(Δ)	1G(Δ)	1H(Δ)	3A(Δ)	1H	3A			
Özel Sektör Tahvilleri (Kot içi)																						
TRSVEST62314	Vestel Beyaz Eşya Sana	8.60	07/06/23	09/06/21	4.00	07/06/23	265.00	05/05/23										0.07	0.48			
TRSAKBK62310	Akbank T.A.Ş.		14/06/23	20/04/22			87.10	31/05/23										0.48	0.04			
TRSKCTF62318	Koç Finansman A.Ş.		14/06/23	09/06/22			75.00	09/05/23										0.16	0.01			
TRSZORN62327	Zorlu Enerji Elektrik Ür		15/06/23	18/05/22			40.20	16/03/23										0.00	0.00			
TRSGRFK62313	Garanti Finansal Kirala		16/06/23	10/06/22			132.50															
TRSTATK62313	Tat Gıda Sanayi A.Ş.		20/06/23	10/06/22			50.00	31/05/23										0.00	0.00			
TRSAYGZ62318	Aygaz A.Ş.	11.24	22/06/23	02/07/21	4.00	22/06/23	100.00	17/05/23										0.00	0.04			
TRSMGTI62319	Migros Ticaret A.Ş.	9.84	23/06/23	25/06/21	4.00	23/06/23	300.00	31/05/23										0.00	0.18			
TRSKLD62310	Çalık Denim Tekstil San	12.24	26/06/23	28/06/21	4.00	26/06/23	62.00	10/05/23										0.00	0.00			
TRSGAPI62320	Gap İnşaat Yatırım Ve D		26/06/23	28/06/21	4.00	26/06/23	188.00	10/05/23										0.00	0.00			
TRSKFTF72310	Koç Fiat Kredi Finansm		04/07/23	22/06/22			140.00											0.00	0.00			
TRSSRTN72312	Sarten Ambalaj Sanayi	12.46	07/07/23	09/07/21	4.00	07/07/23	55.00	31/05/23										0.00	0.16			
TRSKCTF72317	Koç Finansman A.Ş.		07/07/23	24/06/22			50.00											0.00	0.00			
TRSKCTF72325	Koç Finansman A.Ş.		11/07/23	07/07/22			110.00	11/04/23										0.00	0.00			
TRSKKE72317	Çalık Enerji Sanayi Ve T	9.61	13/07/23	16/07/21	4.00	13/07/23	150.00	31/05/23										0.66	0.22			
TRSKORT72317	Korteks Mensucat Sana		13/07/23	09/06/22			81.26	04/05/23										0.00	0.00			
TRNGYO72314	Nurol Gayrimenkul Yat	23.25	14/07/23	16/07/21	4.00	14/07/23	250.00	01/02/23		1.27								0.21	0.02	0.384	0.003	0.412
TRRARCL72310	Arçelik A.Ş.		14/07/23	29/06/22			400.00	15/03/23										0.00	0.00			
TRSKRSN72311	Karsan Otomotiv Sanay	17.10	21/07/23	23/07/20	4.00	21/07/23	42.80	28/06/21		3.80								0.57	0.04	0.023	0.008	0.079
TRSZORN72318	Zorlu Enerji Elektrik Ür		27/07/23	23/06/22			72.79	25/01/23	98.349					0	0			0.79	0.07			
TRRARCL82319	Arçelik A.Ş.		01/08/23	27/07/22			175.00	18/05/23										0.00	0.00			
TRSORFN82319	Orfin Finansman A.Ş.		01/08/23	28/07/22			105.00	15/11/22										0.00	0.00			
TRSKFTF82319	Koç Fiat Kredi Finansm		03/08/23	20/07/22			110.00	15/12/22										0.00	0.00			
TRSGFYH82313	Garanti Filo Yönetimi H		07/08/23	04/08/22			60.00	30/05/23										0.00	0.00			
TRISIGY82314	İş Gayrimenkul Yatırım		17/08/23	15/08/22			101.00	16/11/22										0.00	0.00			
TRISIGY82322	İş Gayrimenkul Yatırım		21/08/23	18/08/22			150.00	22/08/22	98.924		34							0.00	0.00			
TRALNF82311	Alternatifbank A.Ş.	8.91	24/08/23	26/08/21	4.00	24/08/23	81.00	04/10/22										0.00	0.45	-0.210	0.005	0.143
TRSVSTL82317	Vestel Elektronik Sanay		25/08/23	01/08/22			30.00	22/05/23										0.00	0.00			
TRSVSTL82325	Vestel Elektronik Sanay		25/08/23	25/08/22			61.00	09/05/23										0.00	0.00			
TRSYAZI92311	Ağ Anadolu Grubu Hold		05/09/23	29/08/22			175.00	27/01/23										0.00	0.00			
TRSKCTF92315	Koç Finansman A.Ş.		07/09/23	02/09/22			200.00	06/03/23	99.005		30							0.24	0.02			
TRSORFN92318	Orfin Finansman A.Ş.	10.97	08/09/23	10/09/21	4.00	09/06/23	150.00	31/05/23										0.00	0.14			
TRKOTKO92312	Otokoç Otomotiv Tic V		13/09/23	08/09/22			275.00	04/05/23										0.00	0.00			
TRSKORT92323	Korteks Mensucat Sana		14/09/23	14/09/22			57.46															
TRSKORT92315	Korteks Mensucat Sana		14/09/23	20/07/22			33.72		102.260									0.24	0.02			
TRSAKBK92317	Akbank T.A.Ş.		20/09/23	04/07/22			116.57	31/05/23	92.643		29							4.57	0.36			
TRSMCBF92319	Mercedes-Benz Finans		25/09/23	08/09/22			500.00	04/05/23										0.00	0.00			
TRSSISE92310	Türkiye Şişe Ve Cam Fa		26/09/23	21/09/22			700.00	31/05/23										1.47	0.13			
TRSZORN92324	Zorlu Enerji Elektrik Ür		27/09/23	02/09/22			40.23															
TRSKCTFE2311	Koç Finansman A.Ş.		03/10/23	26/09/22			150.00	30/05/23										0.00	0.12			
TRISIGYE2319	İş Gayrimenkul Yatırım		03/10/23	28/09/22			100.00	31/05/23										0.73	0.06			
TRSMCBFE2319	Mercedes-Benz Finans		06/10/23	29/09/22			350.00	31/05/23										0.56	0.04			

Özel Sektör Tahvilleri (TL)

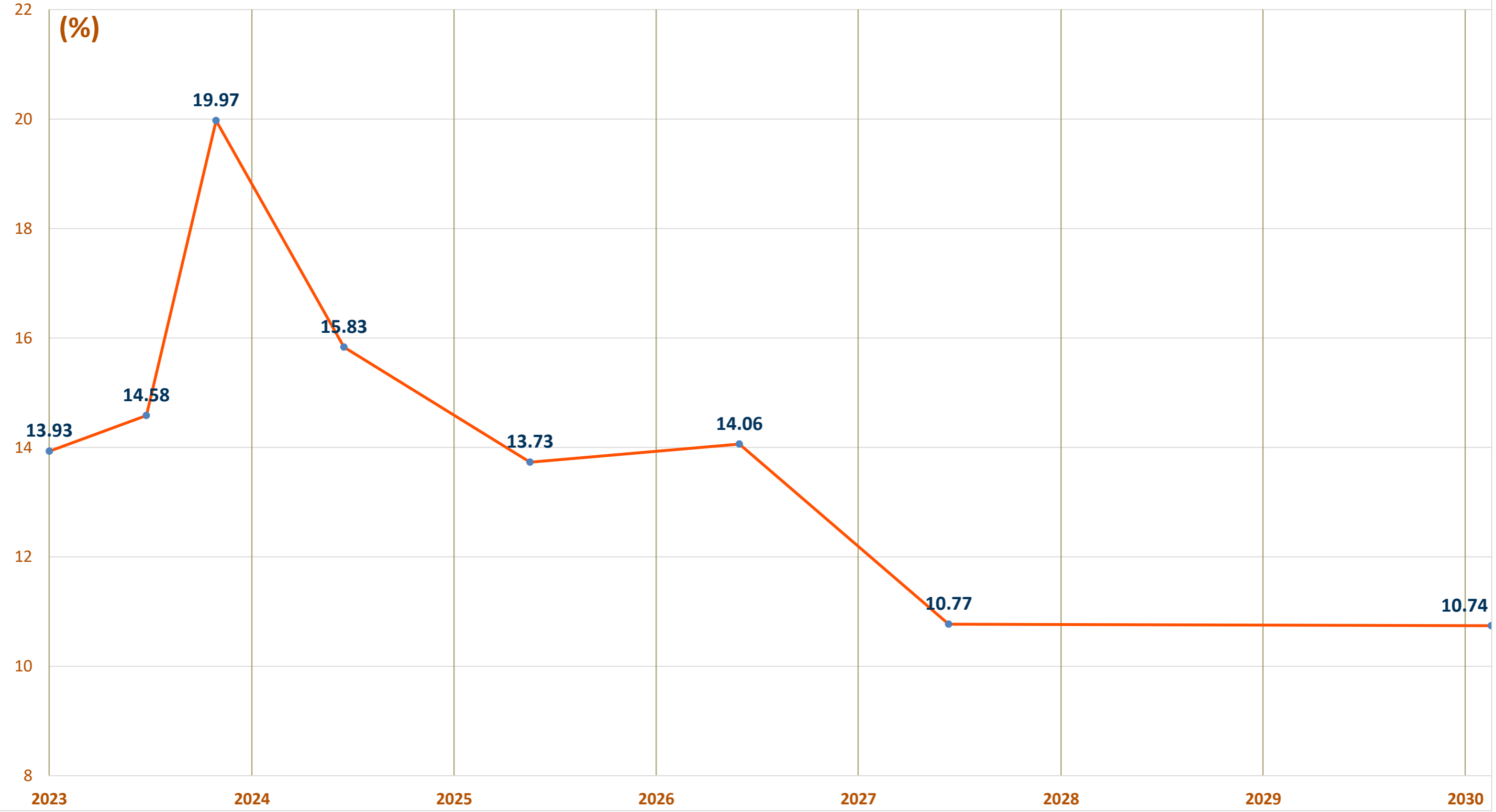
Kodu	Enstrüman	Kpn	Vade ↕	İhraç T.	Kpn Sıklık	Bir son. kupon t.	Toplam İhrac	Aynı Gün Valörlü Son İşlem Tarihi	Temiz Fiyat	Birikmiş Faiz	Getiri (%)	FaizΔ Son İki İşgünü Arası			Fiyat Değ.			Hacim Ort.		Dur.	Konv.	PVBP * 100
												1G(Δ)	1H(Δ)	3A(Δ)	1G(Δ)	1H(Δ)	3A(Δ)	1H	3A			
TRSENSAE2312	Enerjisa Enerji A.Ş.	10.03	13/10/23	15/10/21	4.00	14/07/23	800.00	09/05/23									0.58	0.28				
TRSINALE2315	İnallar Otomotiv Sanay	12.73	17/10/23	20/10/21	4.00	18/07/23	50.00	08/08/22	101.300						-4		3.82	0.30				
TRSGRFKE2319	Garanti Finansal Kirala		18/10/23	11/10/22			275.00															
TRSYAZIE2316	Ag Anadolu Grubu Hold		18/10/23	13/10/22			625.00	25/05/23									0.34	0.03				
TRSENSAE2320	Enerjisa Enerji A.Ş.		24/10/23	21/10/22			900.00	31/05/23									7.13	1.16				
TRSZORNE2312	Zorlu Enerji Elektrik Ür		26/10/23	29/09/22			51.03															
TRSZORNE2320	Zorlu Enerji Elektrik Ür		26/10/23	13/10/22			87.70	29/03/23									0.00	0.00				
TRSTERAE2317	Tera Yatırım Menkul De		27/10/23	29/04/22			20.00	01/09/22	100.000					0			3.76	0.29				
TRSOYKCE2313	Oyak Çimento Fabrikal		31/10/23	02/11/21	4.00	01/08/23	300.00	06/04/23	101.866					0	0		0.58	0.05	-0.087	0.005	0.071	
TRSKCTFK2313	Koç Finansman A.Ş.		02/11/23	13/10/22			260.00	31/05/23									0.01	0.00				
TRSTTRKK2310	Türk Traktör Ve Ziraat		06/11/23	01/11/22			300.00	06/01/23									0.00	0.00				
TRSORFNK2318	Orfin Finansman A.Ş.		06/11/23	19/10/22			151.00	16/11/22									0.00	0.00				
TRSPLENK2314	Palen Enerji Doğalgaz D	10.03	10/11/23	12/11/21	4.00	11/08/23	250.50	10/05/23	100.864								13.75	1.72				
TRSOPASK2310	Opet Petrolcülük A.Ş.		14/11/23	25/10/22			500.00	31/05/23									4.57	0.36				
TRSEFESK2310	Anadolu Efes Biracılık V		22/11/23	15/11/22			900.00	30/05/23									0.00	0.00				
TRSTTRKK2328	Türk Traktör Ve Ziraat		28/11/23	23/11/22			200.00	08/12/22									0.00	0.00				
TRSKORTK2331	Korteks Mensucat San		30/11/23	29/09/22			44.75															
TRSKORTK2315	Korteks Mensucat San	11.95	30/11/23	02/12/21	4.00	31/08/23	40.62															
TRSKORTK2356	Korteks Mensucat San		30/11/23	27/10/22			127.08	31/10/22									0.00	0.00				
TRSKCTFA2315	Koç Finansman A.Ş.		01/12/23	03/11/22			150.00	10/01/23									0.00	0.00				
TRSCGDFA2319	Çağdaş Faktoring A.Ş.		01/12/23	30/11/22			38.00															
TRSMCBFA2313	Mercedes-Benz Finans		06/12/23	25/11/22			400.00	04/05/23									0.01	0.00				
TRSHDAKA2313	Hedef Araç Kiralama		08/12/23	08/12/22			131.60	08/05/23									0.00	0.00				
TR SAYGZA2312	Aygaz A.Ş.		11/12/23	16/12/21	4.00	12/06/23	180.00	24/05/23									0.71	0.07			0.050	
TR SOPASA2312	Opet Petrolcülük A.Ş.	9.78	13/12/23	15/12/21	4.00	14/06/23	230.00	26/01/23		1.13							0.40	0.09			0.841	
TRSZORNA2316	Zorlu Enerji Elektrik Ür		14/12/23	10/11/22			106.57										0.00	0.00				
TRSZORNA2324	Zorlu Enerji Elektrik Ür		14/12/23	24/11/22			68.80	28/02/23									0.07	0.01				
TRSCMSAA2319	Çimsa Çimento Sanayi		22/12/23	02/12/22			500.00	18/05/23									4.59	0.36				
TRSKCTF12412	Koç Finansman A.Ş.		03/01/24	01/12/22			140.00	30/01/23									0.00	0.00				
TRSGFYH12419	Garanti Filo Yönetimi H		08/01/24	29/12/22			130.00	18/05/23									0.00	0.00				
TRSKCTF12420	Koç Finansman A.Ş.		11/01/24	12/12/22			125.00	01/06/23									0.00	0.00				
TRSKORT12412	Korteks Mensucat San		11/01/24	14/12/22			90.50	05/01/23									0.00	0.00				
TRSMAVI12412	Mavi Giyim Sanayi Ve T		12/01/24	06/01/23			500.00	24/05/23									0.00	0.00				
TRSORFN12415	Orfin Finansman A.Ş.		15/01/24	22/12/22			150.00	02/06/23									0.00	0.00				
TRSEFES12413	Anadolu Efes Biracılık V		18/01/24	22/12/22			1100.00	24/05/23	98.734		33						5.67	0.50				
TRSYAZI12418	Ag Anadolu Grubu Hold		30/01/24	20/01/23			900.00	02/06/23									0.63	0.05				
TRSZORN22412	Zorlu Enerji Elektrik Ür		01/02/24	13/01/23			162.88	07/03/23									0.08	0.01				
TR SOTKO22418	Otokoç Otomotiv Tic V		02/02/24	19/01/23			575.00	27/01/23									0.00	0.00				
TRSKFTF22414	Koç Fiat Kredi Finansm		05/02/24	13/01/23			450.00															
TRSAKBK22413	Akbank T.A.Ş.		06/02/24	29/11/22			45.87	29/05/23									0.00	0.00				
TRSVDF22415	Vdf Filo Kiralama A.Ş.		06/02/24	27/01/23			450.00	26/05/23	98.979		32	0		0			1.52	0.12				
TRSADEL22410	Adel Kalemcilik Ticaret		07/02/24	27/01/23			150.00															
TRSVSTL22412	Vestel Elektronik Sanay		08/02/24	25/01/23			120.00	01/06/23									0.00	0.00				
TRSKCTF22411	Koç Finansman A.Ş.		09/02/24	27/01/23			145.00															
TR SOPAS22418	Opet Petrolcülük A.Ş.	15.24	14/02/24	16/02/22	4.00	16/08/23	270.00	31/05/23									0.44	0.04				

Özel Sektör Tahvilleri (TL)

Kodu	Enstrüman	Kpn	Vade ↕	İhraç T.	Kpn Sıklık	Bir son. kupon t.	Toplam İhrac	Aynı Gün Valörlü Son İşlem Tarihi	Temiz Fiyat	Birikmiş Faiz	Getiri (%)	FaizΔ Son İki İşgünü Arası			Fiyat Değ.			Hacim Ort.		Dur.	Konv.	PVBP * 100
												1G(Δ)	1H(Δ)	3A(Δ)	1G(Δ)	1H(Δ)	3A(Δ)	1H	3A			
TRSTTLK22413	Türk Telekomünikasyon		15/02/24	31/01/23			1808.50	31/05/23	100.000		31	-9			0		5.12	0.43				
TRSSLEC22414	Selçuk Ecza Deposu Tic		20/02/24	09/02/23			450.00	26/05/23	98.960		34	0			0		0.78	0.06				
TRSENSA22414	Enerjisa Enerji A.Ş.		28/02/24	27/01/23			2500.00	31/05/23	99.311		31						0.52	0.07				
TRSORFN32421	Orfin Finansman A.Ş.		04/03/24	26/08/22			83.50															
TRSZORN32429	Zorlu Enerji Elektrik Üre		07/03/24	17/02/23			124.45	08/05/23									0.00	0.00				
TRSZORN32411	Zorlu Enerji Elektrik Üre		07/03/24	02/02/23			118.82															
TRSBRSA32410	Brisa Bridgestone Saba		08/03/24	10/02/23			500.00															
TRSKORT32410	Korteks Mensucat San		14/03/24	02/02/23			33.20															
TRSKORT32428	Korteks Mensucat San		14/03/24	02/03/23			142.35	29/03/23									0.00	0.00				
TRSBRSA32428	Brisa Bridgestone Saba		27/03/24	17/02/23			500.00															
TRSZORN42410	Zorlu Enerji Elektrik Üre		04/04/24	16/03/23			74.31	09/05/23									0.01	0.00				
TRSARCL42412	Arçelik A.Ş.	16.06	05/04/24	13/04/22	4.00	10/07/23	650.00	09/05/23									0.87	0.10				
TRSAKBK42411	Akbank T.A.Ş.		05/04/24	13/10/22			500.00															
TRSBRSA42419	Brisa Bridgestone Saba		16/04/24	17/02/23			500.00															
TRSKORT42419	Korteks Mensucat San		26/04/24	16/03/23			26.33															
TRSAKYB52429	Aktif Yatırım Bankası A.		30/05/24	20/01/23			1000.00															
TRSAKYB62436	Aktif Yatırım Bankası A.		21/06/24	20/01/23			941.75															
TRSGAPI62411	Gap İnşaat Yatırım Ve D	12.24	24/06/24	28/06/21	4.00	26/06/23	182.00															
TRSCDK62419	Çalık Denim Tekstil San	12.24	24/06/24	28/06/21	4.00	26/06/23	98.00															
TRSNURL72414	Nurol Yatırım Bankası A		08/07/24	05/07/22			50.00															
TRSNURL72422	Nurol Yatırım Bankası A		29/07/24	26/07/22			300.00	01/09/22	70.899		23	0			3		11.47	0.89				
TRSNURL82413	Nurol Yatırım Bankası A		22/08/24	20/01/23			40.00															
TRSTHAL92446	Türkiye Halk Bankası A.	9.80	13/09/24	20/09/19	4.00	16/06/23	130.00	27/04/21	107.102	2.11					6		0.44	0.03			2.668	
TRSNURL92412	Nurol Yatırım Bankası A		18/09/24	13/09/22			50.00															
TRSMBK92411	Mercedes-Benz Kamyo		26/09/24	27/03/23			400.00															
TRSENSAE2411	Enerjisa Enerji A.Ş.		18/10/24	21/10/22			1500.00															
TRSENSAE2429	Enerjisa Enerji A.Ş.		18/10/24	21/10/22			600.00	31/05/23									0.00	0.01				
TRSNURLE2419	Nurol Yatırım Bankası A		31/10/24	20/01/23			120.00															
TRSAKBKA2419	Akbank T.A.Ş.		13/12/24	13/12/22			500.00															
TRSVDTFA2410	Volkswagen Doğu Fin		19/12/24	23/12/22			500.00	31/05/23									0.00	0.00				
TRSNRISA2412	Nurol İnşaat Ve Ticaret	26.50	24/12/24	30/12/21	4.00	27/06/23	1400.00	30/01/23		2.40							0.80	0.08				
TRSNURL12519	Nurol Yatırım Bankası A		21/01/25	18/01/23			200.00															
TRSBRSA32519	Brisa Bridgestone Saba		04/03/25	08/03/23			1000.00															
TRSTATK32514	Tat Gıda Sanayi A.Ş.		05/03/25	24/02/23			620.00	14/03/23									0.00	0.00				
TRSCMSA32518	Çimsa Çimento Sanayi		06/03/25	07/03/23			500.00															
TRSENSA32512	Enerjisa Enerji A.Ş.		12/03/25	03/03/23			1375.00															
TRSOTKR32519	Otokar Otomotiv Ve Sa		12/03/25	03/03/23			500.00															
TRSNHOL32511	Nurol Holding A.Ş.	29.75	12/03/25	16/03/22	4.00	14/06/23	100.00															
TRSYAZI32515	Ag Anadolu Grubu Hol		19/03/25	20/03/23			900.00	01/06/23									0.00	0.00				
TRSSLEC32512	Selçuk Ecza Deposu Tic		20/03/25	20/03/23			500.00															
TRSVDTF42513	Volkswagen Doğu Fin		04/04/25	31/03/23			100.00															
TRSNHOL62518	Nurol Holding A.Ş.		19/06/25	23/06/22			80.00															
TRSGAPI62510	Gap İnşaat Yatırım Ve D		26/06/25	30/06/22			655.00	01/07/22									0.00	0.00				
TRSCDK72517	Çalık Denim Tekstil San		24/07/25	28/07/22			229.00	28/12/22									0.00	0.00				
TRSNRISA2511	Nurol İnşaat Ve Ticaret		04/12/25	08/12/22			600.00	31/01/23									0.00	0.00				

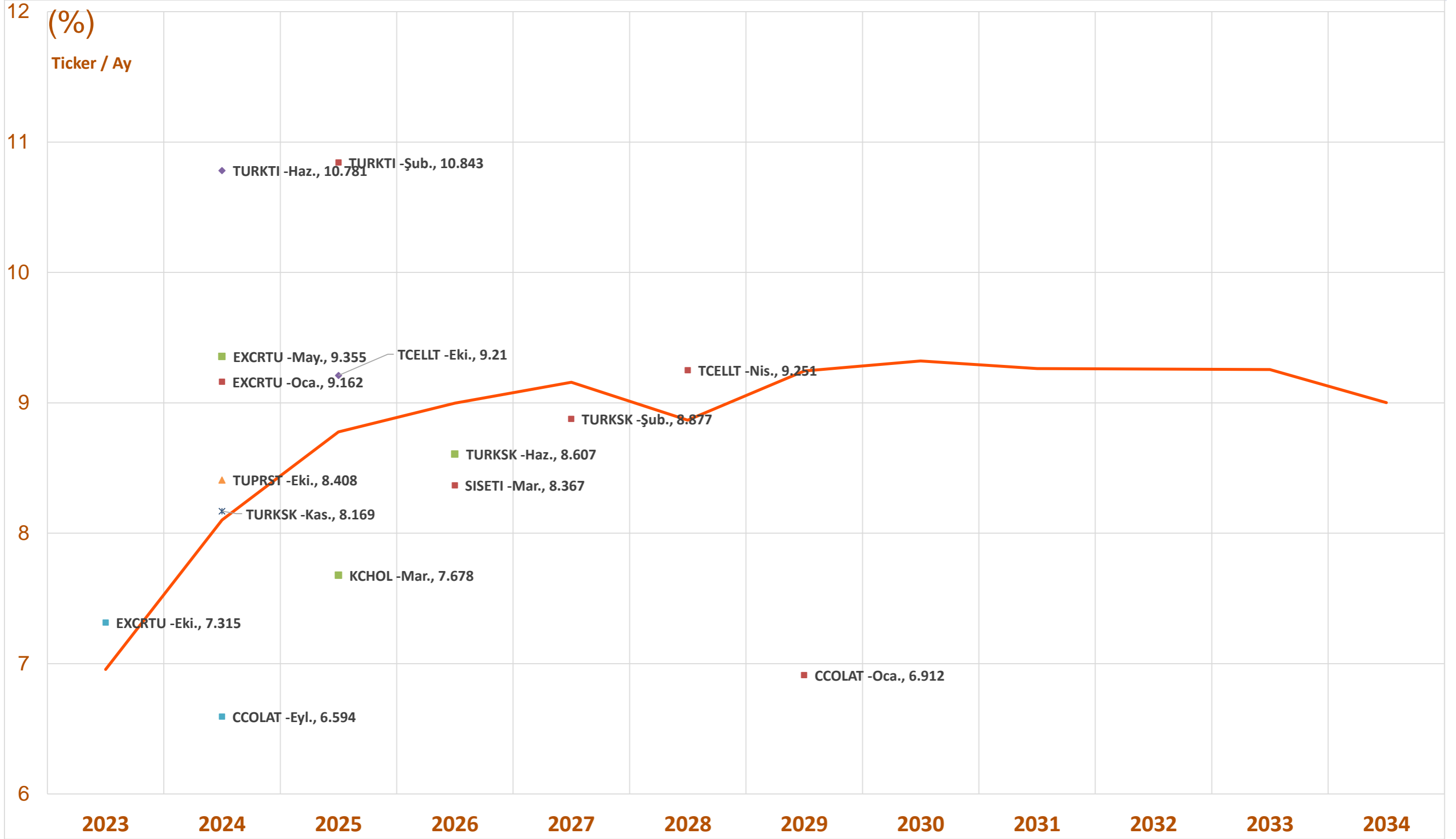
Devlet İ Borlanma Senetleri Verim Eđrisi

İŐ YATIRIM \$



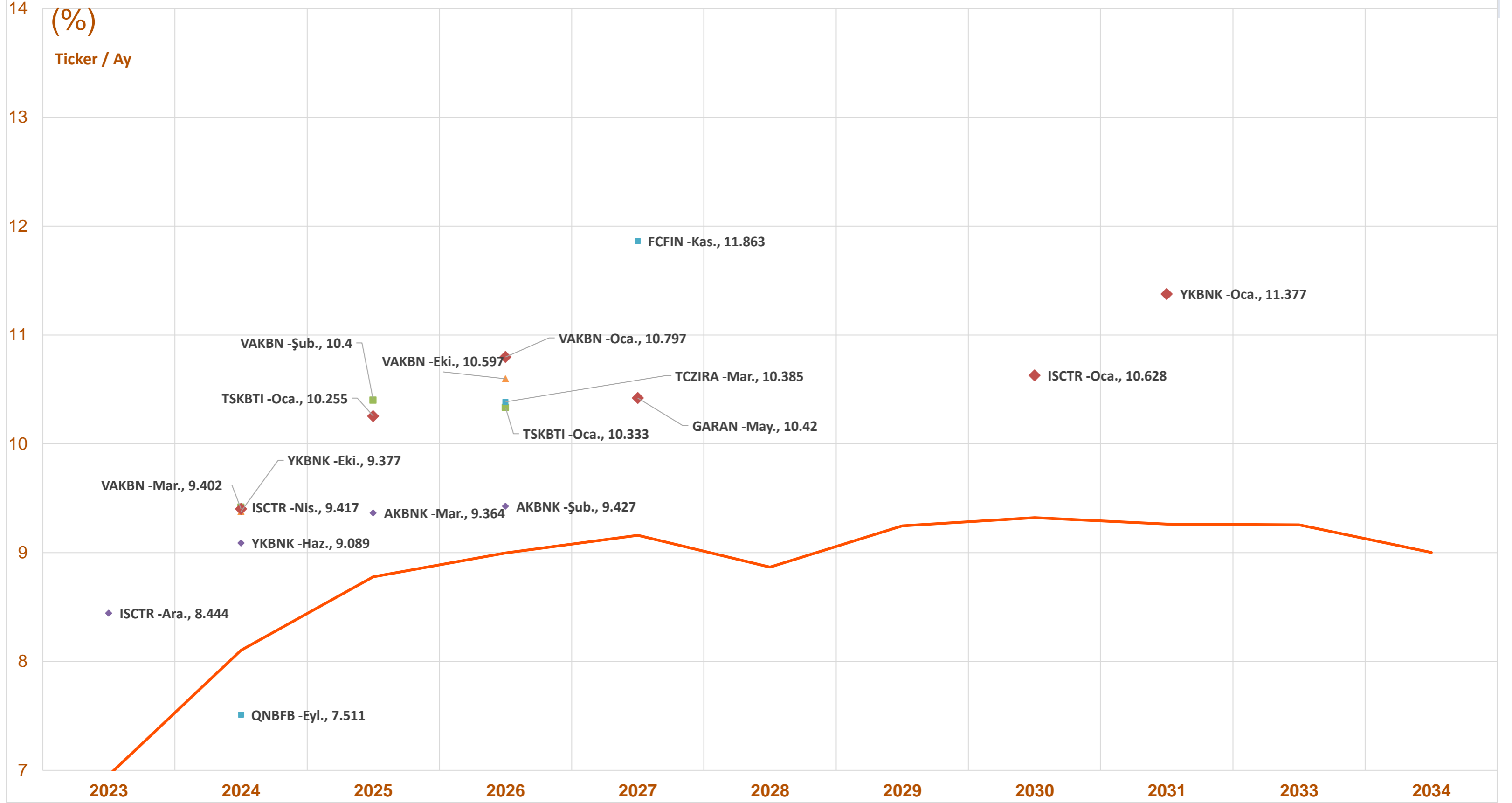
Devlet ve Özel Sektör Finans Dışı Türk Eurobondları Verim Eğrisi

İŞ YATIRIM \$



Devlet ve Özel Sektör Finans Sektörü Türk Eurobondları Verim Eğrisi

İŞ YATIRIM \$



Kredi Notları -Türk ve Yurtdışı Devlet ve Özel Sektör Eurotahvilleri

İŞ YATIRIM

[Rapor Terimlerini Açıklayıcı Doküman](#)

Ülke ve Şirket Görünüm & Notları					Moody's			Fitch			S&P		
ISIN	Ticker	Vade ↕	Kur	Getiri (%)	Rating	Uzun Dönem YP	Görünüm	Rating	Uzun Dönem YP	Görünüm	Rating	Uzun Dönem YP	Görünüm
TURKEY													
XS1691349010	TCZIRA 5.125 23	09/2023	USD	6.67	B3		STABLE	B-		NEG			NR
XS1496463297	EXCRTU 5.375 23	10/2023	USD	7.32	B3	B3	STABLE	B-		NEG			NR
XS1003016018	ISCTR 7.85 23	12/2023	USD	8.44	Caa3		STABLE	CCC+		NEG			NR
US900123CR91	TURKEY 7.25 23	12/2023	USD	6.96	B3	B3	STABLE	B		NEG		Bu	NEG
XS1917720911	EXCRTU 8.25 24	01/2024	USD	9.16	B3	B3	STABLE	B-		NEG			NR
US900123CF53	TURKEY 5.75 24	03/2024	USD	8.10	B3	B3	STABLE	B		NEG		Bu	NEG
XS1970705528	VAKBN 8.125 24	03/2024	USD	9.40	B3	WR	STABLE	B-		NEG			NR
XS1578203462	ISCTR 6.125 24	04/2024	USD	9.42	B3		STABLE	B-		NEG			NR
XS1814962582	EXCRTU 6.125 24	05/2024	USD	9.36	B3	B3	STABLE	B-		NEG			NR
XS1028951264	TURKI 4.875 24	06/2024	USD	10.78				B		NEG	B		NEG
XS1634372954	YKBNK 5.85 24	06/2024	USD	9.09	B3		STABLE	B-		NEG			NR
US900123CV04	TURKEY 6.35 24	08/2024	USD	8.37	B3	B3	STABLE	B		NEG		Bu	NEG
XS1959391019	QNBFB 6.875 24	09/2024	USD	7.51	B3		STABLE	B-		NEG			
XS1577950402	CCOLAT 4.215 24	09/2024	USD	6.59	WR			BBB-		POS		BB+	NEG
JP579200AEM8	TURKEY 1.05 24	09/2024	JPY	1.40		B3	STABLE			NEG		Bu	NEG
XS1958649854	YKBNK 8.25 24	10/2024	USD	9.38	B3		STABLE	B-		NEG			NR
XS1686704948	TUPRST 4.5 24	10/2024	USD	8.41	B3		STABLE	B		STABLE			
US900123CW86	TURKEY 5.6 24	11/2024	USD	8.74	B3	B3	STABLE	B		NEG		Bu	NEG
XS2071397850	MERSIN 5.375 24	11/2024	USD	8.13			NEG	B			B		NEG
XS1141043296	TURKSK 4.489 24	11/2024	USD	8.17	B3		STABLE	B					
XS2100270508	TSKBTI 6 25	01/2025	USD	10.26	B3		STABLE	B-		NEG			
US900123AW05	TURKEY 7.375 25	02/2025	USD	8.79	B3	B3	STABLE	B		NEG	NR	Bu	NEG
XS2112797290	VAKBN 5.25 25	02/2025	USD	10.40	B3	WR	STABLE	B-		NEG			NR
XS1955059420	TURKI 6.875 25	02/2025	USD	10.84				B		NEG	B		NEG
XS1961766596	KCHOL 6.5 25	03/2025	USD	7.68	B3		STABLE				B		STABLE
US900123CX69	TURKEY 4.25 25	03/2025	USD	8.78	B3	B3	STABLE	B		NEG		Bu	NEG
XS1843443356	TURKEY 4.625 25	03/2025	EUR	7.32	B3	B3	STABLE	B		NEG		Bu	NEG
XS1210422074	AKBNK 5.125 25	03/2025	USD	9.36	B3		STABLE	B-		NEG			
XS1629918415	TURKEY 3.25 25	06/2025	EUR	7.18	B3	B3	STABLE	B		NEG		Bu	NEG
US900123CZ18	TURKEY 6.375 25	10/2025	USD	9.03	B3	B3	STABLE	B		NEG		Bu	NEG
XS1298711729	TCELLT 5.75 25	10/2025	USD	9.21	B3u		STABLE	B		NEG	B		NEG
XS2241387500	ULKER 6.95 25	10/2025	USD	13.39				B		NEG	B		STABLE
XS2010029234	ISTNBL 6.375 25	12/2025	USD	12.00	B3		STABLE	B		NEG			NR
XS2266963003	VAKBN 6.5 26	01/2026	USD	10.80	B3	WR	STABLE	B-		NEG			NR
XS2281369301	TSKBTI 5.875 26	01/2026	USD	10.33	B3		STABLE	B-		NEG			
US900123DB31	TURKEY 4.75 26	01/2026	USD	8.97	B3	B3	STABLE	B		NEG		Bu	NEG
XS2131335270	AKBNK 6.8 26	02/2026	USD	9.43	B3		STABLE	B-		NEG			
XS1909184753	TURKEY 5.2 26	02/2026	EUR	7.59	B3	B3	STABLE	B		NEG		Bu	NEG
XS2274089288	TCZIRA 5.375 26	03/2026	USD	10.39	B3		STABLE	B-		NEG			NR
XS1961010987	SİSETI 6.95 26	03/2026	USD	8.37	B3		STABLE	B		NEG			NR
US900123CJ75	TURKEY 4.25 26	04/2026	USD	8.97	B3	B3	STABLE	B		NEG		Bu	NEG
XS2337336445	PGSUST 9.25 26	04/2026	USD	9.39				BB-		NEG	B+	B+	NEG
XS2346972263	ACKAF 3 26	05/2026	EUR	6.92				BB-		NEG	BB	BB	NEG
XS2346915890	ZOREN 9 26	06/2026	USD	15.46				B-		STABLE	CCC+	B-	STABLE
XS2351109116	TURKSK 5.125 26	06/2026	USD	8.61	B3		STABLE	B					
XS2332876106	EXCRTU 5.75 26	07/2026	USD	10.21	B3	B3	STABLE	B-		NEG			NR
XS2386558113	VAKBN 5.5 26	10/2026	USD	10.60		WR	STABLE	B-		NEG			NR
US900123CK49	TURKEY 4.875 26	10/2026	USD	9.00	B3	B3	STABLE	B		NEG		Bu	NEG
XS2368781477	AYDEMT 7.75 27	02/2027	USD	13.56				B		NEG	B		NEG
XS2441287773	TURKSK 7.25 27	02/2027	USD	8.88	B3		STABLE	B					
US900123CL22	TURKEY 6 27	03/2027	USD	9.16	B3	B3	STABLE	B		NEG		Bu	NEG
XS2468421248	ISTNBL 10.75 27	04/2027	USD	12.66	B3		STABLE	B		NEG			NR
XS1617531063	GARAN 7.177 27	05/2027	USD	10.42	Caa2		STABLE	CCC+		NEG			NR
XS2361850527	TURKEY 4.375 27	07/2027	EUR	7.82	B3	B3	STABLE	B		NEG		Bu	NEG
XS1655085485	ODEABK 8.606 27	08/2027	USD	17.03	Caa3		STABLE	CCC		NEG			
USM88269US88	TURKEY 8.6 27	09/2027	USD	9.43	B3	B3	STABLE	B		NEG		Bu	NEG
XS1551747733	VAKBN 8 27	11/2027	USD	0.00	WR	WR	STABLE	WD		NEG			NR
XS1386178237	FCFIN 9.797 27	11/2027	USD	11.86				CCC		NEG			
US900123CP36	TURKEY 5.125 28	02/2028	USD	8.87	B3	B3	STABLE	B		NEG		Bu	NEG
XS1803215869	TCELLT 5.8 28	04/2028	USD	9.25			STABLE	B		NEG	B		NEG
XS1772360803	AKBNK 6.797 28	04/2028	USD	0.00	WR		STABLE	WD		NEG			
XS1623796072	ISCTR 7 28	06/2028	USD	10.29	Caa3		STABLE	CCC+		NEG			NR
XS2355105292	AEFES 3.375 28	06/2028	USD	8.53				BB+ *-			BB+	BB+	NEG

Moody's	S&P	Fitch	Açıklama
---------	-----	-------	----------

Aaa	AAA	AAA	Yatırım Yapılabilir	Minimal Kredi Riski	
Aa1	AA+	AA+		Spekülatif	Çok Düşük Kredi Riski
Aa2	AA	AA			Düşük Kredi Riski
Aa3	AA-	AA-	Yönetilebilir Kredi Riski		
A1	A+	A+	Spekülatif	Önemli Kredi Riski	
A2	A	A			
A3	A-	A-			
Baa1	BBB+	BBB-		Yüksek Kredi Riski	
Baa2	BBB	BBB-			
Baa3	BBB-	BBB-			
Ba1	BB+	BB+		Çok Yüksek Kredi Riski	
Ba2	BB	BB			
Ba3	BB-	BB-			
B1	B+	B+		Geri döndürülebilir default	
B2	B	B			
B3	B-	B-			
Caa1	CCC+	CCC+	Çok düşük ihtimal geri döndürülebilir iflas		
Caa2	CCC	CCC			
Caa3	CCC-	CCC-			
Ca	CC	CC	Değerleme Yapılmıyor		
C	C	C			
/	D	DD			
		D			
NR	NR	NR			

*Kaynak: Bloomberg, İş Yatırım.

Kredi Notları -Türk ve Yurtdışı Devlet ve Özel Sektör Eurotahvilleri

İŞ YATIRIM

Rapor Terimlerini Açıklayıcı Doküman

Ülke ve Şirket Görünüm & Notları					Moody's			Fitch			S&P		
ISIN	Ticker	Vade ↓	Kur	Getiri (%)	Rating	Uzun Dönem YP	Görünüm	Rating	Uzun Dönem YP	Görünüm	Rating	Uzun Dönem YP	Görünüm
US900123CQ19	TURKEY 6.125 28	10/2028	USD	8.97	B3	B3	STABLE	B		NEG		Bu	NEG
XS2434515313	CCOLAT 4.5 29	01/2029	USD	6.91				BBB-		POS	BB+	BB+	NEG
US900123CT57	TURKEY 7.625 29	04/2029	USD	9.25	B3	B3	STABLE	B		NEG		Bu	NEG
US900123AL40	TURKEY 11.875 30	01/2030	USD	9.32	B3	B3	STABLE	B		NEG	NR	Bu	NEG
XS2106022754	ISCTR 7.75 30	01/2030	USD	10.63	Caa3		STABLE	CCC+		NEG		NR	
US900123CY43	TURKEY 5.25 30	03/2030	USD	9.18	B3	B3	STABLE	B		NEG		Bu	NEG
US900123DA57	TURKEY 5.95 31	01/2031	USD	9.29	B3	B3	STABLE	B		NEG		Bu	NEG
XS2286436451	YKBNK 7.875 31	01/2031	USD	11.38	Caa2		STABLE	CCC+		NEG		NR	
XS2355183091	AKBNK 6.8 31	06/2031	USD	10.76			STABLE	CCC+		NEG			
US900123DC14	TURKEY 5.875 31	06/2031	USD	9.26	B3	B3	STABLE	B		NEG		Bu	NEG
US900123DD96	TURKEY 6.5 33	09/2033	USD	9.26	B3	B3	STABLE	B		NEG		Bu	NEG
US900123AT75	TURKEY 8 34	02/2034	USD	9.00	B3	B3	STABLE	B		NEG	NR	Bu	NEG
US900123AY60	TURKEY 6.875 36	03/2036	USD	9.34	B3	B3	STABLE	B		NEG	NR	Bu	NEG
XS2339789732	LIMISK 9.5 36	07/2036	USD	11.78	B3 *			B *					
US900123BB58	TURKEY 7.25 38	03/2038	USD	9.25	B3	B3	STABLE	B		NEG	NR	Bu	NEG
US900123BG46	TURKEY 6.75 40	05/2040	USD	9.45	B3	B3	STABLE	B		NEG	NR	Bu	NEG
US900123BJ84	TURKEY 6 41	01/2041	USD	9.34	B3	B3	STABLE	B		NEG	NR	Bu	NEG
US900123CB40	TURKEY 4.875 43	04/2043	USD	9.00	B3	B3	STABLE	B		NEG		Bu	NEG
US900123CG37	TURKEY 6.625 45	02/2045	USD	9.53	B3	B3	STABLE	B		NEG		Bu	NEG
US900123CM05	TURKEY 5.75 47	05/2047	USD	9.30	B3	B3	STABLE	B		NEG		Bu	NEG
XS1867595750	YKBNK 13.875 PERP	01/3000	USD	14.81	Caa3u		STABLE			NEG		NR	
CAYMAN ISLANDS													
XS1075401726	EMAARM 4.564 24	06/2024	USD	5.41	Baa2		STABLE				BBB-		
XS2384355520	KFINKK 6.125 31	12/2031	USD	9.18				CCC+					
CHINA													
US06120TAA60	BCHINA 5 24	11/2024	USD	5.63	Baa2	A1	STABLE	BBB+		STABLE	BBB+	A	STABLE
MEXICO													
USP30179AM09	CFELEC 4.875 24	01/2024	USD	5.81	Baa2		STABLE	BBB-		STABLE	BBB	BBB	STABLE
XS1379122101	AMXLMM 1.5 24	03/2024	EUR	3.95	Baa1	Baa1	STABLE	A-		POS	A-	A-	STABLE
USP16259AK29	BBVASM 4.375 24	04/2024	USD	5.35	Baa1		STABLE	BBB					
XS0213101073	PEMEX 5.5 25	02/2025	EUR	6.03	B1	B1	STABLE	BB-u		STABLE	BBB	BBB	STABLE
XS1824425182	PEMEX 3.625 25	11/2025	EUR	8.26	B1	B1	STABLE	BB-u		STABLE	BBB	BBB	STABLE
XS1172951508	PEMEX 2.75 27	04/2027	EUR	10.62	B1	B1	STABLE	BB-u		STABLE	BBB	BBB	STABLE
USP2253TJP59	CEMEX 7.375 27	06/2027	USD	-15.00				BB+		STABLE	BB+	BB+	STABLE
XS1568888777	PEMEX 4.875 28	02/2028	EUR	10.62	B1	B1	STABLE	BB-u		STABLE	BBB	BBB	STABLE
XS1824424706	PEMEX 4.75 29	02/2029	EUR	10.91	B1	B1	STABLE	BB-u		STABLE	BBB	BBB	STABLE
US91086QBF46	MEX 4.6 46	01/2046	USD	6.00	Baa2	Baa2	STABLE	BBB-		STABLE	BBB	BBB	STABLE
XS1218289103	MEX 4 2115	03/2115	EUR	5.49	Baa2	Baa2	STABLE	BBB-		STABLE	BBB	BBB	STABLE
BRAZIL													
US105756AR10	BRAZIL 8.875 24	04/2024	USD	4.61	Ba2	Ba2	STABLE	BB-		STABLE	BB-	BB-	STABLE
USP2205LAC92	CMIGBZ 9.25 24	12/2024	USD	7.87			STABLE	BB		STABLE	BB-	BB-	STABLE
US105756BV13	BRAZIL 4.25 25	01/2025	USD	4.84	Ba2	Ba2	STABLE	BB-		STABLE	BB-	BB-	STABLE
US105756AE07	BRAZIL 10.125 27	05/2027	USD	5.04	Ba2	Ba2	STABLE	BB-		STABLE	BB-	BB-	STABLE
US105756BB58	BRAZIL 8.25 34	01/2034	USD	6.23	Ba2	Ba2	STABLE	BB-		STABLE	BB-	BB-	STABLE
UNITED STATES													
US61761JVL06	MS 3.7 24	10/2024	USD	5.23	A1		STABLE	A+		STABLE	A-	A-	STABLE
US92343VEN01	VZ 3.376 25	02/2025	USD	4.86	Baa1		STABLE	A-		STABLE	BBB+	BBB+	STABLE
US94974BGH78	WFC 3 25	02/2025	USD	5.14	A1		STABLE	A+		STABLE	BBB+	BBB+	STABLE
US89236TGX72	TOYOTA 3 25	04/2025	USD	4.79	A1		STABLE	A+		STABLE	A+	A+	STABLE
US023135CE44	AMZN 3 25	04/2025	USD	4.44	A1		STABLE	AA-		STABLE	AA	AA	STABLE
US172967JP75	C 3.3 25	04/2025	USD	4.80	A3		STABLE	A		STABLE	BBB+	BBB+	STABLE
US037833BG48	AAPL 3.2 25	05/2025	USD	4.40	Aaa		STABLE				AA+	AA+	STABLE
XS1617845083	IBM 0.95 25	05/2025	EUR	3.40	A3		STABLE	WD			A-	A-	STABLE
GT2	T 4.25 25	05/2025	USD	4.34	pplicable		STABLE	plicable			Applicable	AA+u	STABLE

Moody's	S&P	Fitch	Açıklama
---------	-----	-------	----------

Kredi Notları -Türk ve Yurtdışı Devlet ve Özel Sektör Eurotahvilleri

İŞ YATIRIM

[Rapor Terimlerini Açıklayıcı Doküman](#)

Ülke ve Şirket Görünüm & Notları					Moody's			Fitch			S&P		
ISIN	Ticker	Vade ↓	Kur	Getiri (%)	Rating	Uzun Dönem YP	Görünüm	Rating	Uzun Dönem YP	Görünüm	Rating	Uzun Dönem YP	Görünüm
US931142EW94	WMT 3.9 25	09/2025	USD	4.24	Aa2		STABLE	AA		STABLE	AA	AA	STABLE
US459200JG74	IBM 3.45 26	02/2026	USD	4.61	A3		STABLE	WD			A-	A-	STABLE
US06051GFX25	BAC 3.5 26	04/2026	USD	4.72	A1		STABLE	AA-		STABLE	A-	A-	STABLE
GT3	T 3.625 26	05/2026	USD	3.98	pplicable		STABLE	pplicable			Applicable	AA+u	STABLE
XS1458408561	GS 1.625 26	07/2026	EUR	3.58	A2		STABLE	A		STABLE	BBB+	BBB+	STABLE
XS1402921412	JPM 1.5 26	10/2026	EUR	3.44	A1		STABLE	AA-		STABLE	A-	A-	STABLE
XS1135337498	AAPL 1.625 26	11/2026	EUR	3.11	Aaa		STABLE				AA+	AA+	STABLE
US717081EA70	PFE 3 26	12/2026	USD	4.26	A1		NEG	Au		STABLE	A+	A+	STABLE
XS1821883102	NFLX 3.625 27	05/2027	EUR	3.88	Baa3		POS				BBB	BBB	STABLE
US191216CU25	KO 1.45 27	06/2027	USD	3.86	A1		STABLE	Au		STABLE	A+	A+	STABLE
XS1292389415	AAPL 2 27	09/2027	EUR	3.02	Aaa		STABLE				AA+	AA+	STABLE
GT5	T 3.625 28	05/2028	USD	3.70	pplicable		STABLE	pplicable			Applicable	AA+u	STABLE
GT10	T 3.375 33	05/2033	USD	3.60	pplicable		STABLE	pplicable			Applicable	AA+u	STABLE
GT30	T 3.625 53	05/2053	USD	3.82	pplicable		STABLE	pplicable			Applicable	AA+u	STABLE
BRITISH VIRGIN													
USG21895AC44	CNPCC 5.95 41	04/2041	USD	5.03	A2		STABLE	A+			A		
SOUTH AFRICA													
US836205AQ75	SOAF 4.665 24	01/2024	USD	6.33	Ba2	Ba2	STABLE	BB-		STABLE	BB-	BB-	STABLE
XS1187065443	ESKOM 7.125 25	02/2025	USD	9.46	Caa2	Caa2	POS			STABLE	CCC+	CCC+ *+	
US836205AR58	SOAF 5.875 25	09/2025	USD	6.28	Ba2	Ba2	STABLE	BB-		STABLE	BB-	BB-	STABLE
US836205AS32	SOAF 5.375 44	07/2044	USD	8.62	Ba2	Ba2	STABLE	BB-		STABLE	BB-	BB-	STABLE
LUXEMBOURG													
USP98088AA83	VOTORA 7.25 41	04/2041	USD	6.55	Baa3		STABLE	BBB-			BBB-		
KAZAKHSTAN													
XS1120709669	KAZAKS 3.875 24	10/2024	USD	3.44	Baa2	(P)Baa2	STABLE	BBB		STABLE	BBB-	BBB-	STABLE
XS1263054519	KAZAKS 5.125 25	07/2025	USD	3.38	Baa2	(P)Baa2	STABLE	BBB		STABLE	BBB-	BBB-	STABLE
XS1120709826	KAZAKS 4.875 44	10/2044	USD	5.67	Baa2	(P)Baa2	STABLE	BBB		STABLE	BBB-	BBB-	STABLE
XS1263139856	KAZAKS 6.5 45	07/2045	USD	6.14	Baa2	(P)Baa2	STABLE	BBB		STABLE	BBB-	BBB-	STABLE
GERMANY													
XS2438615606	VW 0.25 25	01/2025	EUR	3.99	A3		STABLE				BBB+	BBB+	STABLE
DE000CZ45VC5	CMZB 0.5 26	12/2026	EUR	3.48	A2	A1	STABLE	WD			A-	A-	STABLE
DE000DL19U23	DB 1.625 27	01/2027	EUR	4.82	Baa1		STABLE	BBB+		POS	BBB-	A-	POS
XS2024715794	DT 0.5 27	07/2027	EUR	2.76	Baa1		STABLE	BBB+		STABLE	BBB+	BBB+	STABLE
NETHERLANDS													
US71647NAM11	PETBRA 6.25 24	03/2024	USD	5.00	Ba1		STABLE	BB-			BB-	BB-	STABLE
XS1813724603	TEVA 4.5 25	03/2025	EUR	4.64	Ba2		STABLE	BB-			BB-		
DE000A2YNZW8	MBGGR 0.375 26	11/2026	EUR	3.14	A2		STABLE	A-			A		
XS1211044075	TEVA 1.875 27	03/2027	EUR	6.27	Ba2		STABLE	BB-			BB-		
XS1706923148	CREBNV 9.616 27	11/2027	USD	12.54	B2		STABLE	B-		STABLE			
XS1439749364	TEVA 1.625 28	10/2028	EUR	6.78	Ba2		STABLE	BB-			BB-		
US71647NAN93	PETBRA 6.85 2115	06/2115	USD	7.93	Ba1		STABLE	BB-			BB-	BB-	STABLE
ARGENTINA													
USP989MJBEO4	YPFDAR 8.5 25	07/2025	USD	15.75	Caa3		STABLE	CCC-				CCC-	NEG
AZERBAIJAN													
XS1044540547	AZERBJ 4.75 24	03/2024	USD	5.64	Ba1u		STABLE	BB+		POS		BB+	STABLE
XS1319820897	SGCAZE 6.875 26	03/2026	USD	5.89	Ba1		STABLE	BB+					
XS1196496688	SOIAZ 6.95 30	03/2030	USD	6.18	NR		STABLE	BB+		POS	BB-	BB-	STABLE
PERU													
US715638DE95	PERU 2.392 26	01/2026	USD	4.62	Baa1	Baa1	NEG	BBB		NEG	BBB	BBB	NEG
CZECH													
XS2084418339	CEZCP 0.875 26	12/2026	EUR	4.07	Baa1		STABLE	WD			A-	A-	STABLE
SENEGAL													

Moody's	S&P	Fitch	Açıklama
---------	-----	-------	----------

Kredi Notları -Türk ve Yurtdışı Devlet ve Özel Sektör Eurotahvilleri

İŞ YATIRIM



[Rapor Terimlerini Açıklayıcı Doküman](#)

Ülke ve Şirket Görünüm & Notları					Moody's			Fitch			S&P		
ISIN	Ticker	Vade ↕	Kur	Getiri (%)	Rating	Uzun Dönem YP	Görünüm	Rating	Uzun Dönem YP	Görünüm	Rating	Uzun Dönem YP	Görünüm
0													

Moody's S&P

Fitch

Açıklama

[Rapor Terimlerini Açıklayıcı Doküman](#)

GOÜ Para Birimleri Peformansı			
GOÜ Para Birimlerinin ABD Dolar'ına Karşı Perf.1 Gün			
Ülke	02/06	1G Perf.	Yılıçi Perf.
Türkiye	21.12	-1.04%	▼ -11.4%
Çek Cum.	22.04	-0.16%	▬ 2.4%
Macaristan	345.52	-0.35%	▲ 8.1%
Kazakistan	448.78	0.07%	▬ 3.1%
Polonya	4.19	0.17%	▲ 4.4%
Romanya	4.64	-0.43%	▼ -0.4%
Rusya	81.05	-0.06%	▼ -8.5%
Ukrayna	36.95	-0.04%	▼ -0.1%
G.Afrika	19.53	0.50%	▼ -12.8%
Cin	7.10	-0.02%	▼ -2.8%
Hindistan	82.31	0.13%	▬ 0.5%
G.Kore	1,305.12	1.26%	▼ -3.4%
Brezilya	4.96	1.11%	▲ 6.6%
Meksika	17.56	-0.03%	▲ 11.1%
Singapur	1.35	-0.19%	▬ -0.8%
Tayland	34.80	-0.61%	▼ -0.6%

GOÜ Para Birimleri Peformansı			
GOÜ Para Birimlerinin Euro'ya Karşı Perf.1 Gün			
Ülke	02/06	1G Perf.	Yılıçi Perf.
Brezilya	5.31	1.62%	▲ 6.6%
Cin	7.59	0.58%	▬ -3.0%
Çek Cum.	23.61	0.32%	▲ 2.4%
Macaristan	369.93	0.19%	▲ 8.0%
Hindistan	88.62	-0.40%	▬ -0.5%
G.Kore	1,406.40	0.37%	▬ -4.5%
Kazakistan	480.65	0.57%	▲ 3.1%
Meksika	18.81	0.43%	▲ 11.0%
Polonya	4.49	0.68%	▲ 4.4%
Romanya	4.96	0.05%	▬ -0.4%
Rusya	86.78	0.45%	▼ -8.7%
Singapur	1.45	0.35%	▬ -0.8%
Tayland	37.27	-0.10%	▬ -0.6%
Türkiye	22.59	-0.01%	▼ -11.5%
Ukrayna	39.55	0.47%	▬ -0.1%
G.Afrika	20.91	1.00%	▼ -12.8%

GOÜ Endeksleri			
Ülke	02/06	01/06	1G Δ
Arjantin	352,936.80	353,373.60	▼ -0.1%
Brezilya	112,558.15	110,564.66	▬ 1.8%
Çek Cum.	1,315.58	1,293.32	▬ 1.7%
Çin	3,230.07	3,204.64	▬ 0.8%
Güney Afrik	77,126.06	75,783.25	▬ 1.8%
Güney Kore	2,601.36	2,569.17	▬ 1.3%
Hindistan	62,547.11	62,428.54	▼ 0.2%
Kazakistan	3,506.70	3,497.13	▼ 0.3%
Macaristan	47,869.61	46,850.16	▲ 2.2%
Meksika	53,232.71	52,724.03	▬ 1.0%
Polonya	2,018.09	1,946.21	▲ 3.7%
Romanya	12,133.87	12,229.51	▼ -0.8%
Rusya	1,051.53	1,061.89	▼ -1.0%
Singapur	279.29	278.34	▼ 0.3%
Tayland	1,531.20	1,521.40	▬ 0.6%
Türkiye	5,114.97	4,959.80	▲ 3.1%
Ukrayna	507.03	507.03	▼ 0.0%

Emtia Fiyat			
Emtia	02/06	01/06	1G Δ
LME Bakır	8,237.00	8,243.50	▼ -0.1%
LME Alüminyum	2,263.50	2,282.50	▼ -0.8%
LME Nikel	21,211.00	21,318.00	▼ -0.5%
LME Kalay	25,651.00	25,437.00	▬ 0.8%
LME Çinko	2,306.50	2,267.00	▲ 1.7%
COMEX Bakır	372.75	371.10	▬ 0.4%
COMEX Altın	1,969.60	1,995.50	▼ -1.3%
COMEX Gümüş	23.75	23.99	▼ -1.0%
COMEX Paladyum	1,403.50	1,390.70	▬ 0.9%
COMEX Platin	1,003.50	1,010.10	▼ -0.7%
WTI Petrol	71.74	70.10	▲ 2.3%
Brent Petrol	76.13	74.28	▲ 2.5%
Doğal Gaz	2.17	2.16	▬ 0.6%
Gaz Yağı	695.25	681.50	▲ 2.0%
Mısır	609.00	592.50	▲ 2.8%
Bugday	619.00	610.75	▲ 1.4%
Pamuk	81.85	81.58	▬ 0.3%
Soya	1,352.50	1,329.50	▲ 1.7%
Seker	24.73	24.88	▼ -0.6%
Kahve	180.30	183.05	▼ -1.5%
Kakao	3,026.00	3,008.00	▬ 0.6%

GOÜ Tahvil Perf.2Y Rates			
Ülke	02/06	01/06	1G Δ
Çek	5.36	5.34	▲ 0.00
Cin	2.12	2.11	▲ 0.00
G. Kore	3.48	3.52	▼ -0.01
G.Afrika	9.67	9.66	■ 0.00
Hindistan	6.86	6.86	■ 0.00
Macaristan	10.95	11.04	▼ -0.01
Meksika	10.17	10.08	▲ 0.01
Polonya	5.82	5.78	▲ 0.01
Singapur	3.36	3.36	■ 0.00
Tayland	2.09	2.09	■ 0.00



İletişim Bilgileri

SGMK Yurtiçi Piyasalar

Serhat Devecioğlu
sdevecioglu@isyatirim.com.tr

Evrin Erten Başar
ebasar@isyatirim.com.tr

Burak Seçkin
bseckin@isyatirim.com.tr

Araştırma

Emre Sezan, CFA
esezan@isyatirim.com.tr

Ahmet Toker
atoker@isyatirim.com.tr

Cenk Buğra Esen
cesen@isyatirim.com.tr

**Eurotahviller**

Pinar Ozyuksel
pozyuksel@isyatirim.com.tr

Tolga Murat
tmurat@isyatirim.com.tr

Ceyhun Erdel
cerdel@isyatirim.com.tr

Güngör Arslan
gaslan@isyatirim.com.tr

Barış Yavuz
byavuz@isyatirim.com.tr

Kağan Yeşilova
kyesilova@isyatirim.com.tr

[Rapor Terimlerini Açıklayıcı Doküman](#)

<https://www.isyatirim.com.tr/tr-tr/analiz/Sayfalar/sgmk.aspx>

Burada yer alan bilgiler İş Yatırım Menkul Değerler A.Ş. tarafından bilgilendirme amacı ile hazırlanmıştır. Yatırım bilgi, yorum ve tavsiyeleri yatırım danışmanlığı kapsamında değildir. Yatırım danışmanlığı hizmeti; aracı kurumlar, portföy yönetim şirketleri, mevduat kabul etmeyen bankalar ile müşteri arasında imzalanacak yatırım danışmanlığı sözleşmesi çerçevesinde sunulmaktadır. Burada yer alan yorum ve tavsiyeler, yorum ve tavsiyede bulunanların kişisel görüşlerine dayanmaktadır. Herhangi bir yatırım aracının alım-satım önerisi ya da getiri vaadi olarak yorumlanmamalıdır. Bu görüşler mali durumunuz ile risk ve getiri tercihlerinize uygun olmayabilir. Bu nedenle, sadece burada yer alan bilgilere dayanarak yatırım kararı verilmesi beklentilerinize uygun sonuçlar doğurmayabilir.

Burada yer alan fiyatlar, veriler ve bilgilerin tam ve doğru olduğu garanti edilemez; içerik, haber verilmeksizin değiştirilebilir. Tüm veriler, İş Yatırım Menkul Değerler A.Ş. tarafından güvenilir olduğuna inanılan kaynaklardan alınmıştır. Bu kaynakların kullanılması nedeni ile ortaya çıkabilecek hatalardan İş Yatırım Menkul Değerler A.Ş. sorumlu değildir.

Bu içeriğe ilişkin tüm telif hakları İş Yatırım Menkul Değerler A.Ş.'ye aittir. Bu içerik, açık iznimiz olmaksızın başkaları tarafından herhangi bir amaçla, kısmen veya tamamen çoğaltılamaz, dağıtılamaz, yayımlanamaz veya değiştirilemez.