GÜNLÜK DEĞİŞİME GÖRE

nci payi gunluk değişimi -0,10 Puan

	Cari Deger	11.08.2026	Puan	HAO %	Günlük	En Çok Azalan	Cari Deger			
	Yabancı Payi	Yabancı Payi	Değ. bps		Getiri %	Hisseler	Yabancı Payi			
	5,96	1,75	4,21	32	-0,2	**ARFYE**	8,87	14,31	-5,44	26
	10,45	7,55	2,90	16	-1,2	**GENKM**	3,81	5,95	-2,15	20
	5,73	3,30	2,43	11	9,9	**CUSAN**	2,90	4,93	-2,03	26
	11,00	9,19	1,81	22	-0,5	**EGEGY**	7,28	9,16	-1,88	35
	5,72	3,92	1,79	35	-5,9	**SMRVA**	5,42	7,09	-1,67	27
	33,92	32,21	1,72	30	-2,4	**BETAE**	3,98	5,56	-1,59	15
	35,45	33,81	1,64	30	2,2	**DCTTR**	1,45	3,03	-1,58	37
	5,84	4,26	1,59	31	-0,5	**NETCD**	2,49	4,00	-1,51	29
	4,66	3,12	1,55	29	-1,5	**INFO**	8,39	9,73	-1,34	67
	10,02	8,50	1,52	11	-1,7	**PSGYO**	4,90	6,21	-1,31	40

HAFTALIK DEĞİŞİME GÖRE

nci payi haftalik değişim 0,41 Puan

	Cari Deger	5.08.2026	Puan	HAO %	Hafta	En Çok Azalan	Cari Deger	5.08.2026	Puan	HAO %
	Yabancı Payi	Yabancı Payi	Değ. bps		Getiri %	Hisseler	Yabancı Payi	Yabancı Payi	Değ. bps	
	35,45	27,13	8,32	30	16,7	**DCTTR**	1,45	14,37	-12,92	37
	33,92	27,58	6,34	30	-2,3	**ORZAX**	12,24	20,12	-7,88	16
	5,73	0,70	5,03	11	60,8	**OZATD**	1,86	7,93	-6,07	12
	13,07	8,08	5,00	84	1,0	**ISVEA**	4,45	9,68	-5,23	24
	14,93	9,97	4,96	36	9,0	**EDIP**	2,99	7,79	-4,80	48
	5,96	1,75	4,21	32	12,5	**KARCL**	0,00	4,69	-4,69	15
	10,45	6,88	3,58	16	-9,0	**PRZMA**	1,85	4,68	-2,83	70
	16,19	12,93	3,27	29	-9,7	**CVKMD**	5,61	8,23	-2,62	21
	9,95	6,70	3,26	20	-3,1	**DESA**	7,51	10,03	-2,52	18
	17,55	14,46	3,09	34	0,0	**THYAO**	22,98	25,44	-2,46	50

AYLIK DEĞİŞİME GÖRE

nci payi aylık değişimi -0,31 Puan

	Cari Deger	10.07.2026	Puan	HAO %	Ay	En Çok Azalan	Cari Deger	10.07.2026	Puan	HAO %
	Yabancı Payi	Yabancı Payi	Chng. bps		Getiri %	Hisseler	Yabancı Payi	Yabancı Payi	Chng. bps	
	12,24	0,89	11,35	16	8,5	**BIGEN**	2,54	15,92	-13,39	26
	10,45	0,43	10,02	16	-22,0	**DCTTR**	1,45	13,11	-11,66	37
	22,88	14,02	8,87	20	12,7	**SASA**	17,42	27,35	-9,93	45
	41,08	33,31	7,77	13	-2,8	**ARMGD**	7,26	16,40	-9,14	20
	11,72	3,99	7,73	20	18,8	**OZATD**	1,86	10,95	-9,09	12
	9,95	3,82	6,13	20	3,6	**ECOGR**	30,37	38,87	-8,49	20
	23,12	17,23	5,88	93	8,4	**ONCSM**	17,49	25,52	-8,03	42
	48,47	43,04	5,43	49	31,6	**EMPAE**	4,89	12,85	-7,96	22
	11,60	6,42	5,18	21	-7,7	**HRKET**	7,01	14,75	-7,74	28
	35,45	30,46	4,99	30	48,2	**EDIP**	2,99	9,96	-6,98	48

YILİÇİ DEĞİŞİME GÖRE

nci payi yıliçi değişimi -4,74 Puan

	Cari Deger	31.12.2025	Puan	HAO %	Yıliçi	En Çok Azalan	Cari Deger	31.12.2025	Puan	HAO %
	Yabancı Payi	Yabancı Payi	Chng. bps		Getiri %	Hisseler	Yabancı Payi	Yabancı Payi	Chng. bps	
	30,37	1,82	28,55	20	54,3	**ANELE**	9,18	71,32	-62,15	40
	69,01	46,99	22,03	43	183,8	**RGYAS**	30,04	54,01	-23,97	27
	31,63	10,24	21,40	38	185,4	**OZATD**	1,86	20,32	-18,46	12
	57,56	40,33	17,23	32	27,8	**EGEGY**	7,28	23,56	-16,28	35
	35,45	18,59	16,86	30	-11,5	**DOFER**	2,08	17,81	-15,73	34
	48,42	33,52	14,91	51	10,3	**PASEU**	7,35	20,56	-13,21	14
	48,93	34,47	14,45	73	-6,9	**LOGO**	29,85	41,99	-12,14	64
	53,12	40,36	12,77	26	26,5	**TTKOM**	41,08	53,20	-12,11	13
	31,38	19,54	11,85	52	38,6	**BURCE**	0,49	12,31	-11,82	53
	49,25	38,61	10,64	32	25,3	**BALSU**	2,10	13,89	-11,79	57

BIST YILİÇİ YABANCI ORANI GRAFİĞİ

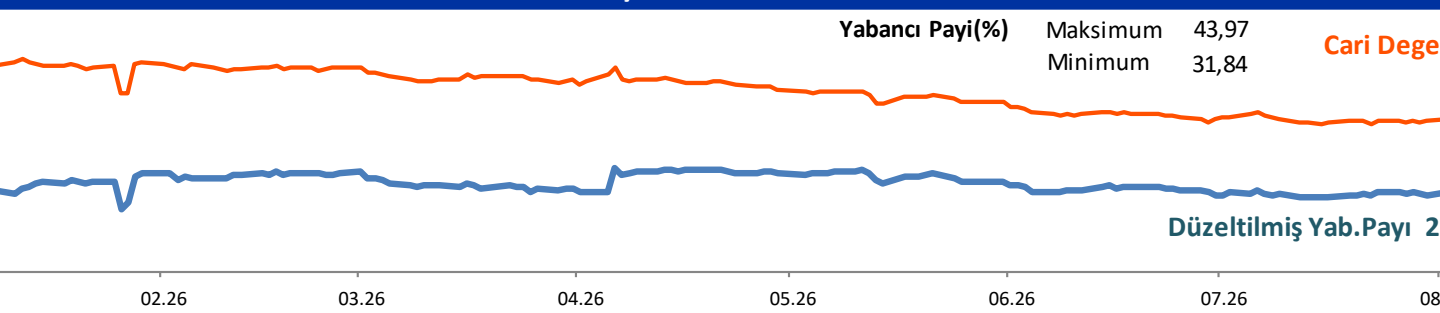

ESE	14,32	CIMSA	10,66	IMASM	12,87	MTRKS	[illegible]	TRALT	[illegible]
FES	49,25	CLEBI	4,26	INDES	14,74	NETAS	[illegible]	[illegible]	[illegible]
ESA	63,47	CONSE	10,45	INFO	8,39	NTGAZ	[illegible]	[illegible]	[illegible]
HOL	28,57	CRFSA	5,73	INVES	7,83	NUHCM	[illegible]	[illegible]	[illegible]
ROT	4,15	CVKMD	5,61	ISCTR	30,17	OBASE	5,42	TSKB	28,50
GAZ	14,80	CWENE	16,19	ISDMR	22,47	ODAS	8,27	TTKOM	41,08
SGY	11,15	DAGI	10,98	ISFIN	12,86	ODINE	4,09	TTRAK	27,38
BNK	48,51	DAPGM	17,55	ISGYO	7,56	ONCSM	17,49	TUKAS	4,64
CNS	13,08	DARDL	4,54	ISMEN	33,12	ORGE	31,38	TUPRS	48,47
FGY	6,46	DERIM	4,22	ISVEA	4,45	ORZAX	12,24	TURSG	12,02
FIS	7,26	DESA	7,51	IZENR	10,49	OSMEN	4,16	ULKER	73,62
FYE	25,52	DGATE	7,11	IZFAS	8,35	OSTIM	4,17	ULUSE	80,09
GRT	29,89	DITAS	5,29	IZMDC	8,25	OTKAR	10,42	VAKFN	7,27
HAN	22,88	DMRGD	11,39	KAPLM	4,66	OYAKC	5,49	VAKKO	14,63
SA	18,65	DMSAS	6,60	KAREL	7,50	OYYAT	8,82	VBTYZ	7,82
SEN	5,12	DOAS	22,74	KARSN	4,41	OZGYO	4,37	VERUS	38,55
SGY	6,87	DOCO	41,89	KATMR	12,77	OZKGY	8,41	VESBE	4,95
SUE	5,83	DOFRB	7,38	KAYSE	10,54	OZSUB	14,93	VKGYO	8,43
ARK	16,78	DOHOL	28,93	KBORU	11,10	OZYSR	9,54	VSNMD	5,14
BRK	16,61	DSTKF	5,80	KCAER	15,69	PAGYO	6,59	YATAS	15,80
CTL	4,94	DUNYH	9,34	KCHOL	53,12	PASEU	7,35	YEOTK	13,64
FAS	11,47	DURDO	5,70	KIMMR	8,17	PATEK	4,92	YGGYO	6,44
GYO	5,74	DURKN	5,96	KLKIM	9,85	PEKGY	12,99	YKBNK	25,19
KIM	5,84	EBEBK	15,83	KLNMA	4,61	PENGD	7,05	YKSLN	9,32
KLC	14,58	ECILC	8,45	KLRHO	17,69	PENTA	9,32	YUNSA	4,35
TNY	5,79	ECOGR	30,37	KLSER	5,09	PETKM	16,75	YYLGD	10,33
VES	7,48	EFOR	35,45	KLSYN	19,13	PETUN	6,22	ZGYO	45,50
IELE	9,18	EGEEN	7,80	KLYPV	9,83	PGSUS	12,40	ZOREN	33,10
IHYT	19,53	EGEGY	7,28	KMPUR	13,74	PKART	30,79	ZRGYO	5,34
ISGR	12,64	EGEPO	8,78	KOCMT	10,15	PNLSN	5,85		
ASE	15,12	EKDMR	10,45	KONKA	4,57	POLHO	9,89		
CLK	16,59	EKGYO	23,62	KONTR	4,51	POLTK	28,23		
ENA	26,08	ELITE	8,35	KONYA	53,68	PSGYO	4,90		
FYE	8,87	EMPAE	4,89	KORDS	6,49	QUAGR	6,29		
MGD	7,26	ENERY	12,05	KRDMA	14,26	RALYH	10,13		
TMS	4,09	ENJSA	32,97	KRDMB	11,31	RAYSG	86,08		
ELS	53,72	ENKAI	27,26	KRDMD	23,12	REEDR	8,33		
TOR	69,01	EREGL	22,84	KRGYO	7,04	RGYAS	30,04		
UZU	6,89	ESCAR	28,14	KRONT	6,65	RUBNS	5,19		
AKP	4,19	ESEN	6,60	KRPLS	16,00	RYGYO	44,47		
ATP	6,48	EUPWR	31,63	KRSTL	9,35	RYSAS	59,55		
DEM	24,38	EUREN	7,00	KRVGD	23,48	SAHOL	33,07		
EN	4,94	FENER	4,95	KTLEV	7,33	SANFM	11,00		
GAZ	62,09	FORMT	7,09	KUTPO	4,79	SARKY	6,48		
KAB	6,71	FORTE	5,72	KUYAS	8,69	SASA	17,42		
NVT	77,64	FRIGO	6,72	KZBGY	8,45	SDTTR	7,66		
RMA	11,81	FROTO	24,75	KZGYO	5,19	SEGMN	11,82		
SGZ	7,84	GARAN	7,03	LIDER	8,62	SELEC	14,42		
GYO	6,42	GENIL	18,27	LIDFA	10,06	SISE	13,18		
RA	9,81	GENTS	4,18	LILAK	9,65	SKBNK	4,42		
REN	23,59	GESAN	17,17	LINK	9,48	SKYMD	8,53		
GCH	5,67	GLCVY	4,28	LKMNH	4,29	SMRTG	10,93		
GTK	5,52	GLRMK	6,09	LOGO	29,85	SMRVA	5,42		
MAS	49,04	GLRYH	4,14	LYDHO	7,57	SNGYO	9,97		
NBN	61,51	GLYHO	24,35	LYDYE	14,77	SOKM	36,21		
NHO	8,33	GMTAS	34,26	MACKO	4,97	SRVGY	18,81		
OEN	5,41	GOLTS	7,42	MAGEN	18,18	SUNTK	8,55		
KAS	5,84	GOODY	50,01	MANAS	8,67	SUWEN	13,33		
CYT	8,85	GRSEL	12,35	MARKA	7,70	SVGYO	7,54		
MSTL	6,81	GRTHO	11,60	MARMR	8,72	TABGD	57,56		
ISA	10,35	GSDHO	9,89	MAVI	48,93	TATGD	10,45		
SAN	11,00	GUBRF	15,58	MEDTR	4,24	TAVHL	65,46		
YAT	4,77	GWIND	16,35	MEGMT	7,94	TCELL	75,03		
OKE	13,40	HEKTS	9,95	MERCN	4,32	TCKRC	13,55		
CIM	7,65	HKTM	4,05	MGROS	48,42	TEHOL	12,26		
UCIM	4,01	HLGYO	6,40	MHRGY	8,12	TERA	9,25		
DNR	5,17	HRKET	7,01	MIATK	4,68	TEZOL	4,52		
NTE	5,99	HTTBT	26,30	MNDTR	83,18	TGSAS	5,35		
TES	9,95	ICUGS	5,10	MOBTL	8,18	THYAO	22,98		
OLA	85,37	IEYHO	16,73	MOGAN	10,02	TKFEN	12,22		
LHA	4,00	IHAAS	39,09	MOPAS	7,79	TMSN	4,24		
MTS	5,91	IHLAS	13,07	MPARK	50,16	TNZTP	11,72		
MZY	4,03	IHLGM	16,63	MRSHL	79,67	TOASO	27,18		

İŞ YATIRIM

Yabancı Oranı 10 Günlük Artış Matrisi (10 Gündür Sürekli Artan Hisseler)													
		Günlük Yabancı Oranları (%)											Gün Sayısı
se	HAO(%)	12.08	11.08	10.08	07.08	06.08	05.08	04.08	03.08	31.07	30.07	29.07	
EL	22,18	12,35	12,25	12,18	12,16	11,95	11,94	11,83	11,61	11,47			
BT	27,6	26,30	26,19	26,12	26,09	26,04	25,97	25,91	25,76	25,68			
VI	72,57	48,93	48,83	48,68	48,49	48,38	48,17	47,91	47,79	47,42			
YO	29,02	44,47	44,44	44,41	44,29	44,19	44,11	43,97	43,89	43,71			
TP	20,13	11,72	11,42	11,06	10,80	10,41	9,04	8,36	6,78	6,15			
EN	26,01	2,54	2,38	2,18	2,16	1,99	1,82	1,81	1,75	1,75			
HCM	17,27	21,12	21,08	21,08	21,03	21,03	21,02	20,99	20,99	20,96			
US	20,99	38,55	38,54	38,50	38,43	38,39	38,33	38,30	38,25	38,25			
TK	23,53	5,52	5,39	5,22	5,08	4,83	4,05	3,87	3,65	2,01			
AS	32,57	5,29	4,58	4,25	3,94	3,73	3,58	3,04	2,91	2,76			
ITA	40,82	9,32	9,28	9,18	9,10	9,03	8,89	8,79	8,78	8,73			
SE	6,31	80,09	80,08	80,00	79,97	79,90	79,83	79,81	79,75	79,68			
O	18,3	0,82	0,79	0,78	0,77	0,75	0,74	0,71	0,71				
ZU	14,46	6,89	6,84	6,78	6,74	6,62	6,57	6,52	6,40				
BN	15,13	61,51	61,29	61,21	60,97	60,90	60,64	60,63	60,49				
GO	86,34	6,72	6,71	6,10	5,95	5,58	5,40	5,35	5,35				
AY	39,96	1,45	1,45	1,06	1,01	0,71	0,70	0,69	0,68				
EF	11	0,88	0,88	0,87	0,86	0,86	0,84	0,84	0,83				
V	70,11	0,92	0,72	0,57	0,54	0,52	0,49	0,48	0,41				
PO	25,72	4,79	4,69	4,56	4,52	4,34	4,29	4,06	3,88				
TU	65,08	2,04	1,97	1,61	1,38	1,26	1,21	1,21	1,13				
K	36,08	3,62	3,38	3,37	3,37	3,37	3,37	3,36	3,36				
LN	39,16	9,32	8,97	8,92	8,52	8,17	7,72	7,62	7,61				
AS	22,97	11,47	11,01	10,86	10,71	10,39	10,25	10,16					
UM	66,78	1,38	1,31	1,18	0,72	0,49	0,32	0,27					
R	30,13	35,45	33,81	33,12	29,61	27,47	27,13	26,72					
RO	13,12	0,97	0,91	0,89	0,88	0,87	0,79	0,73					
EO	17,44	0,20	0,19	0,19	0,18	0,15	0,10	0,10					
HO	9,41	17,69	17,58	17,50	17,46	17,34	17,22	17,16					
OL	52,12	33,07	32,85	32,67	32,66	32,61	32,04	31,74					
LT	29,62	33,92	32,21	30,72	29,72	28,51	27,58	25,89					
NJ	33,33	21,70	21,53	21,43	21,31	21,14	20,86	20,82					
RS	48,59	48,47	47,92	47,63	46,77	46,48	46,37	46,23					
NK	38,77	25,19	25,18	24,89	24,80	24,61	24,46	23,97					
HOL	36,49	28,57	28,50	28,44	28,41	28,24	28,16						
LK	17,4	16,59	16,54	16,51	16,42	16,31	16,29						
AS	99,19	2,32	2,28	2,19	2,11	1,99	1,98						
YO	34,87	6,42	6,33	6,30	6,20	6,15	6,14						
AS	58,68	2,18	1,89	1,67	1,64	1,55	1,53						
AT	15,37	4,77	4,75	4,69	4,69	4,64	4,60						
SMO	65,57	0,68	0,66	0,64	0,56	0,43	0,29						
SA	10,68	5,73	3,30	2,74	2,48	2,03	0,70						
IGE	87,5	0,68	0,66	0,63	0,63	0,53	0,40						
RDO	33,51	5,70	5,63	5,46	5,42	5,33	5,27						
EN	35,95	7,80	7,77	7,67	7,64	7,62	7,58						
AR	20,38	28,14	27,99	26,98	26,69	26,56	25,94						
ITS	54,51	4,18	4,12	4,06	3,85	3,63	3,60						
MD	24,28	2,43	2,27	2,26	2,23	2,22	2,16						
TAS	87,42	34,26	34,21	34,19	34,02	33,93	33,92						
GS	96,64	5,10	4,92	4,77	4,76	4,74	4,73						
RM	8,4	0,36	0,29	0,26	0,25	0,23	0,22						
ER	21,24	5,09	5,08	5,07	5,03	4,99	4,96						
LS	44,93	16,00	15,75	15,26	15,04	14,95	14,90						
K	63,39	9,48	9,22	9,06	9,06	8,81	8,63						
RBL	26,79	1,21	1,18	1,17	1,13	1,08	0,99						
KAG	37,01	1,75	1,69	1,54	1,43	1,34	1,26						
UB	35,95	14,93	14,30	12,01	11,64	10,27	9,97						
ART	93,12	3,99	3,71	3,24	2,93	2,22	1,61						
CA	53,56	0,75	0,67	0,64	0,62	0,60	0,47						
ASO	24,1	27,18	26,89	26,62	26,55	26,20	26,12						
LA	74,29	0,89	0,87	0,75	0,69	0,63	0,58						
UR	39,94	1,89	1,85	1,51	1,49	1,47	1,44						
ES	32,27	49,25	49,06	48,87	48,66	48,25							
RT	27,99	29,89	29,50	29,39	29,25	29,24							
HO	77,7	1,47	1,38	1,37	1,33	1,29							
ES	84,94	7,48	7,43	6,10	5,74	5,57							
TP	19,51	6,48	5,61	5,51	5,47	4,68							
IM	26,99	4,22	4,11	4,08	4,08	4,07							
YO	28,04	3,18	3,16	3,15	3,13	3,12							
U	65,45	3,23	3,19	3,00	2,89	2,82							
WR	38,2	31,63	31,47	31,09	30,69	30,60							
EL	39,05	7,50	7,43	7,36	7,28	7,23							
YE	32,13	14,77	14,70	14,63	14,55	14,44							
RKA	98,94	7,70	7,65	7,65	7,60	7,55							
GYO	50,06	3,67	3,65	3,65	3,63	3,62							
POL	55,9	1,75	1,59	1,30	1,27	1,24							
GD	43,66	10,45	10,27	10,00	9,88	9,84							
GG	23,33	2,34	2,19	2,16	2,14	1,94							
NG	41,1	2,48	2,42	2,32	2,07	2,07							
A	18,96	0,61	0,54	0,48	0,44								

ALTNY	37,13	5,79	5,57	5,19	5,13
ARSAN	35,44	1,63	1,52	1,49	1,33
AVOD	93,74	0,24	0,22	0,17	0,16
AVTUR	68,76	0,14	0,12	0,05	0,00
BAKAB	17,51	6,71	6,60	6,49	6,41
BIGCH	53,37	5,67	5,34	5,07	4,96
BLUME	75,31	3,94	3,81	3,56	3,38
BOBET	29,99	0,50	0,47	0,32	0,29
BRKSN	66,57	2,61	2,59	2,59	2,57
CIMSA	45,07	10,66	10,44	10,39	10,23
CVKMDR		17,37	16,08	15,18	13,47
DEVA	17,72	1,87	1,86	1,83	1,81
ENERY	20,59	12,05	11,90	11,83	11,76
ESEN	44,91	6,60	6,41	5,96	5,75
EUREN	49,47	7,00	6,93	6,66	6,58
GLYHO	61,11	24,35	24,34	24,33	24,31
GOKNR	52,87	2,80	2,79	2,72	2,71
GSDDE	28,79	0,93	0,84	0,59	0,53
GSDHO	53,46	9,89	9,88	9,82	9,82
HATEK	71,28	0,85	0,72	0,62	0,53
HOROZ	24,04	0,73	0,71	0,57	0,39
IZMDC	23,32	8,25	8,06	7,87	7,78
KAYSE	26,94	10,54	10,52	10,47	10,46
KIMMR	27,07	8,17	8,08	7,95	7,94
KLKIM	25,97	9,85	9,74	9,71	9,55
KOPOL	21,71	1,81	1,71	1,59	1,57
KRONT	65,17	6,65	6,56	6,38	6,27
KRTEK	44,72	1,15	0,73	0,50	0,40
LIDFA	41,12	10,06	9,89	9,60	9,29
LYDHO	15,26	7,57	7,56	7,56	7,52
MAKTK	52,26	1,68	1,46	1,01	0,81
MANAS	92,71	8,67	8,54	7,83	7,20
MARMR	31,68	8,72	7,73	7,17	6,84
MEYSU	20,1	3,59	3,24	2,66	1,93
MIATK	59,39	4,68	4,51	4,36	4,29
PENGD	76,84	7,05	6,87	6,72	6,65
PKART	33,66	30,79	30,70	30,68	30,62
QUICK	10,03	0,74	0,00	0,00	0,00
SDTTR	23,75	7,66	7,41	6,91	6,59
SEKUR	72,79	3,93	3,78	3,66	3,59
TATEN	33,97	2,53	2,42	2,10	1,81
TCKRC	34,45	13,55	13,51	13,31	12,48
VBTYZ	45,32	7,82	7,09	6,84	6,77
ADESE	92,83	14,32	14,22	13,99	
ADGYO	11,93	0,89	0,87	0,86	
AKCNS	19,94	13,08	12,96	12,94	
AKHAN	20	22,88	22,80	22,59	
ALBRK	40,28	16,61	16,55	16,49	
ATAKP	19,91	4,19	4,10	4,04	
AZTEK	25,53	0,42	0,31	0,31	
BINHO	37,87	8,33	8,31	8,11	
BJKAS	30,59	5,84	4,26	3,92	
CEMAS	85,85	0,86	0,79	0,65	
CEMZY	18,09	4,03	3,91	3,67	
CWENE	29,18	16,19	15,81	15,32	
DERHL	57,39	0,63	0,52	0,36	
DOKTA	9,88	1,63	1,62	1,62	
DURKN	32,02	5,96	1,75	0,93	
ECOGR	20,36	30,37	30,17	30,07	
EDATA	36,94	1,59	1,40	1,35	
EKGYO	48,35	23,62	23,55	23,43	
EMPAE	22,34	4,89	3,64	0,95	
FENER	37,62	4,95	4,91	4,51	
GARAN	13,98	7,03	7,00	6,93	
GARFA	8,37	1,49	1,45	1,39	
GEDZA	53,17	0,96	0,92	0,92	
GENIL	24,01	18,27	17,93	17,22	
GLDTRF		0,02	0,02	0,01	
GOLDA	34,99	1,42	0,76	0,28	
GOODY	25,2	50,01	49,85	49,82	
GOZDE	23,56	1,26	1,23	1,21	
INDES	61,23	14,74	14,68	14,67	
ISGYO	38,93	7,56	7,49	7,41	
ISYAT	67,2	0,00	0,00	0,00	
KARSN	39,42	4,41	4,36	4,33	
KCAER	25,79	15,69	15,01	14,62	
KCHOL	26,32	53,12	52,64	51,87	
KOCMT	23,18	10,15	9,82	9,15	
KORDS	28,61	6,49	5,95	5,71	
KRDMB	97,82	11,31	11,27	11,12	

İŞ YATIRIM

Yabancı Oranı 10 Günlük Düşüş Matrisi (10 Gündür Sürekli Düşen Hisseler)

e	HAO(%)	Günlük Yabancı Oranları (%) 12.08	11.08	10.08	07.08	06.08	05.08	04.08	03.08	31.07	30.07	29.07	Gün Sayısı
BF		0,01	0,01	0,01	0,01	0,01	0,01	0,01	0,02	0,0			
GZ	15,28	7,84	7,89	7,92	7,97	8,04	8,06	8,08	8,09	8,1			
VA	43,7	0,86	0,92	0,92	1,31	1,38	1,45	1,47	1,52	1,5			
A	17,96	7,51	8,06	9,42	9,52	9,80	10,03	10,33	10,47	10,5			
P	47,84	2,99	3,61	4,60	5,54	6,92	7,79	7,92	8,12	8,3			
AY	73,84	0,28	0,38	0,44	0,56	0,60	0,60	0,64	0,67	0,7			
TD	12,42	1,86	1,87	4,48	4,54	7,88	7,93	11,07	11,07	11,0			
AS	27,95	2,67	2,76	2,78	2,83	2,89	2,89	2,91	2,94	2,9			
LK	79,04	1,00	1,00	1,03	1,10	1,11	1,13	1,33	1,46	1,5			
AB	16,19	0,63	0,76	0,89	0,92	1,12	1,22	1,37	1,51	1,8			
DC	26,78	3,04	3,28	3,49	3,67	4,93	5,34	5,63	5,95				
AZ	38,38	9,10	9,18	9,34	9,70	9,74	9,76	9,99					
IEL	23,87	0,19	0,19	0,20	0,23	0,25	0,29	0,33					
YO	20,7	18,25	18,28	18,36	18,38	18,41	18,41	18,44					
EM	18,43	24,38	24,47	24,60	24,66	24,69	24,73						
EV	22,65	7,33	7,74	7,85	8,12	8,18	8,19						
MS	26,1	3,41	3,44	3,46	3,68	4,01	5,20						
YO	33,88	4,37	4,38	4,43	4,75	5,80	6,51						
DN	53,93	0,38	0,41	0,42	0,43	0,49	0,53						
MA	70,05	1,85	2,07	2,08	2,30	3,02	4,68						
SD	24,51	10,33	10,44	10,53	10,59	10,76	10,94						
N	16,93	4,94	5,09	5,19	5,27	5,50							
LS	61,24	3,53	3,63	3,80	3,96	4,04							
GS	26,91	2,85	2,88	3,59	4,24	4,47							
ISE	48,91	10,45	10,48	10,50	10,67	10,67							
TR	37,45	1,45	3,03	9,06	9,12	14,41							
BY	25,24	0,22	0,23	0,28	0,28	0,32							
PO	21,84	8,78	9,00	9,06	9,34	9,47							
YO	35,48	1,08	1,36	1,65	1,66	2,12							
MK	26,39	6,09	6,82	7,11	7,78	8,14							
STRF		0,00	0,02	0,02	0,04	0,06							
TS	17,12	0,60	0,61	0,61	0,61	0,64							
ET	50,51	0,50	0,52	0,54	0,57	0,60							
ILD	66,4	0,60	0,66	0,68	0,74	0,78							
SM	42,27	17,49	17,93	17,95	18,15	18,35							
UN	33,08	6,22	6,24	6,24	6,29	6,31							
EL	83,61	1,74	1,88	2,00	2,01	2,01							
AO	50,34	22,98	23,20	24,32	24,61	26,55							
TK	36,32	13,64	13,78	13,80	14,09	14,23							
AP	37,5	0,64	1,61	1,62	1,73								
SA	19,89	63,47	63,54	63,63	63,79								
AZ	15,13	14,80	14,86	14,88	14,91								
IGD	20,28	7,26	7,72	7,88	8,03								
YO	21,89	0,57	0,62	0,64	0,70								
A	67,81	9,81	9,88	9,94	10,19								
RGD	52,19	11,39	11,87	12,13	12,36								
GL	46,58	22,84	23,75	25,82	25,94								
TO	17,68	24,75	24,81	25,05	25,38								
HO	20,65	11,60	11,72	11,82	11,97								
D	66,92	8,39	9,73	10,07	10,27								
EM	12,65	3,17	3,44	3,46	3,47								
T	0,54	0,00	0,00	0,00	0,00								
GE	52,26	31,38	31,78	31,84	31,86								
EU	14,2	7,35	7,71	8,00	8,51								
US	46,27	12,40	12,57	12,67	12,68								
TC	73,8	1,87	1,88	2,31	2,67								
AS	27,19	30,04	30,15	30,25	30,45								
A	45,4	17,42	17,98	18,01	18,02								
FK	49,4	0,71	0,75	0,80	0,80								
C	14,9	14,42	14,45	14,57	14,58								
YO	89,82	0,64	0,64	0,64	0,64								
B	40,89	28,50	28,56	28,67	28,70								
BN	7,44	1,36	1,54	1,55	1,57								
S	10,49	7,26	7,70	7,77									
YE	24,56	25,52	25,58	25,78									
IGY	9,03	0,15	0,18	0,22									
TN	23,61	0,11	0,16	0,42									
AR	15,9	0,29	0,33	0,51									
YO	43,71	5,74	6,02	6,10									
LE	40,17	9,18	9,20	9,28									
SE	17,46	15,12	15,21	15,26									
LS	25,78	53,72	53,72	53,84									
OR	42,72	69,01	69,20	69,21									
GY	51,38	0,90	0,93	0,96									
AZ	23,65	62,09	62,21	62,40									
M	32,75	2,98	3,00	3,04									
YT	35,87	8,85	9,18	9,29									
VY	24,23	2,85	3,38	4,31									
M	64,21	7,65	7,88	8,03									
IM	36,37	4,01	4,07	4,15									

BYDNR	21,33	5,17	5,27	5,84
CMBTN	49,5	0,37	0,49	0,54

Yabancı Oranı 10 Günlük Düşüş Matrisi (10 Gündür Sürekli Düşen Hisseler)

Hisse	HAO(%)	Günlük Yabancı Oranları (%) 12.08	11.08	10.08	07.08	06.08	05.08	04.08	03.08	31.07	30.07	29.07	Gün Sayısı
CRDFA													
DAGI													
DESPC	45,87	1,66	2,01	2,16									
DOFER	34,38	2,08	2,36	2,62									
EBEBK	26,03	15,83	15,93	16,34									
ECILC	22,02	8,45	8,48	8,54									
ECZYT	18,34	2,74	2,85	2,93									
ERCB	40,95	0,22	0,59	0,60									
FMIZP	22,19	1,90	2,58	2,59									
GEREL	51,98	1,62	2,24	2,61									
GWIND	29,76	16,35	16,44	16,59									
HATSN	19,99	0,84	0,99	1,29									
HRKET	28,22	7,01	7,23	8,87									
ICBCT	7,14	1,69	1,84	1,89									
ISMEN	29,21	33,12	33,26	33,59									
KBORU	22,48	11,10	11,26	12,87									
KERVN	37,05	0,00	0,00	0,00									
KLSYN	24,99	19,13	19,14	19,59									
KOTON	13,16	1,34	1,50	1,56									
KTSKR	31,81	1,42	1,53	1,57									
MAGEN	11,57	18,18	18,71	18,82									
NETAS	36,9	4,33	4,36	4,44									
ODAS	77,63	8,27	8,45	8,45									
OPTGYF		0,02	0,02	0,03									
OSMEN	32,45	4,16	4,28	4,33									
OYLUM	77,9	1,94	1,96	1,96									
OZKGY	19,37	8,41	8,45	8,50									
PAHOL	19,99	3,36	3,43	3,73									
PATEK	43,41	4,92	5,19	5,36									
PINSU	34,59	0,72	1,33	1,75									
PSGYO	40,4	4,90	6,21	7,49									
QNBFK	0,6	0,00	0,00	0,00									
RODRG	58,73	2,16	2,26	2,70									
SARAE	20,02	0,58	0,62	0,68									
SEGYO	24,92	2,26	2,31	2,36									
SEYKM	75,18	1,01	1,09	1,24									
SRVGY	24,53	18,81	18,94	19,20									
SSAAT	8,22	0,54	0,62	0,94									
TUKAS	56,5	4,64	4,68	4,76									
TUREX	39,94	0,25	0,46	0,47									
UCAYM	26,64	0,09	0,36	1,32									
ULKER	44,46	73,62	73,70	73,79									
VESTL	47,19	2,26	2,27	2,31									
ZPLIBF		0,02	0,03	0,04									
A1YEN	74,77	2,77	3,22										
ACSEL	48,33	0,94	1,15										
ADEL	27,6	0,28	1,15										
AGROT	39,96	4,15	4,21										
AHSGY	15,48	11,15	11,51										
AKBNK	53,14	48,51	48,66										
AKENR	25,25	0,57	0,57										
AKFGY	43,22	6,46	6,50										
AKSGY	53,35	6,87	6,94										
ALCTL	34,97	4,94	4,96										
ALKLC	37,36	14,58	14,99										
ANGEN	35,53	1,29	1,35										
APMDLF		0,00	0,00										
ARENA	50,59	26,08	26,25										
ARFYE	25,7	8,87	14,31										
ATATR	34,84	1,32	2,10										
AVGYO	57,22	1,24	1,31										
AVHOL	71,37	3,22	3,45										
AVPGY	21,68	3,75	3,83										
BAGFS	61,16	3,62	3,66										
BANVT	8,29	77,64	77,67										
BAYRK	75,19	0,95	0,98										
BESLR	23,93	2,41	2,42										
BETAE	14,99	3,98	5,56										
BEYAZ	24,54	1,21	1,25										
BIMAS	68,78	49,04	49,05										
BIOEN	52,1	5,41	5,55										
BMSCH	62,8	0,94	0,98										
BORSK	29,14	0,26	0,36										
BSOKE	25,32	13,40	13,62										
BVSAN	36,52	0,70	0,96										
CANTE	70,61	5,99	6,18										
CCOLA	29,32	85,37	85,42										
CELHA	22,25	4,00	4,15										

https://www.isyatirim.com.tr/tr-tr/analiz/hisse/Sayfalar/Temel-Degerler-Ve-Oranlar.aspx#page-3

Lütfen raporumuzun sonunda yer alan bilgilendirme notuna bakınız.

YABANCI ORANI GRAFİKLERİ BIST-50 İÇİN

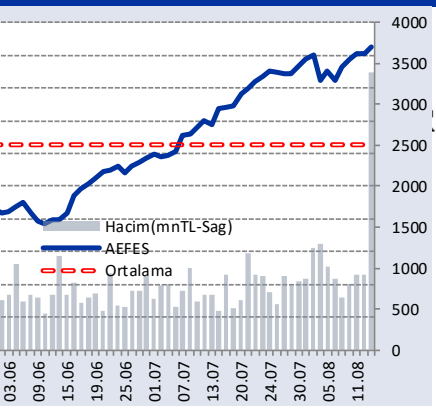

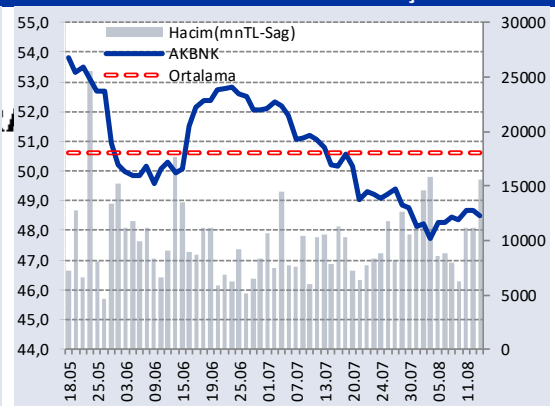

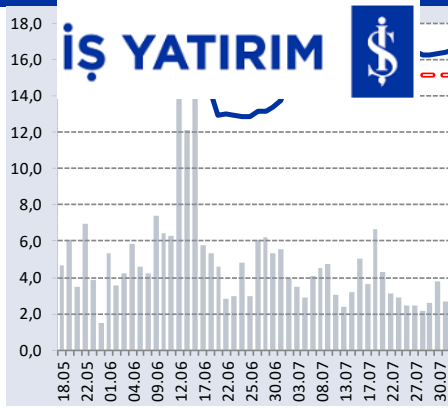

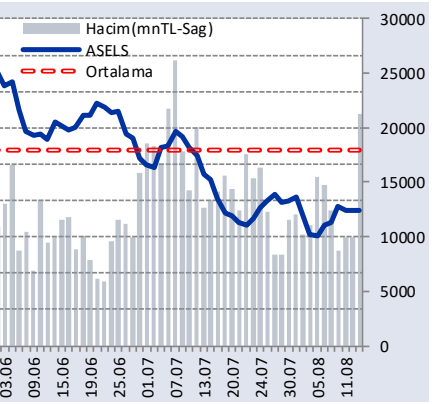

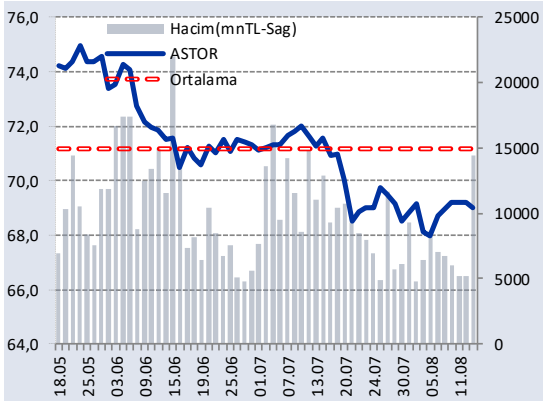

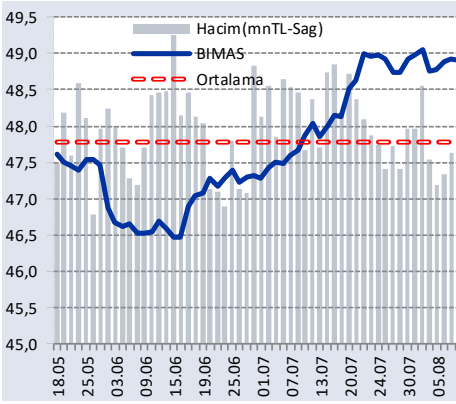

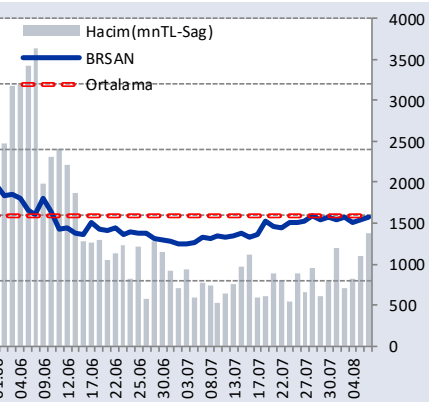

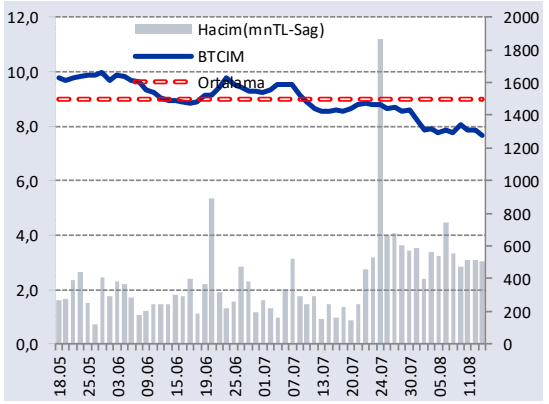

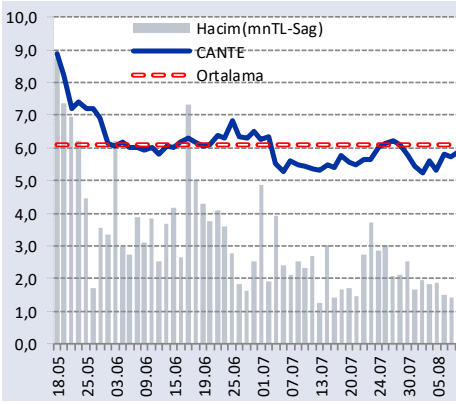

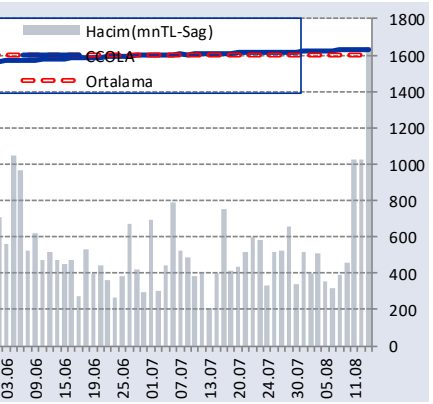

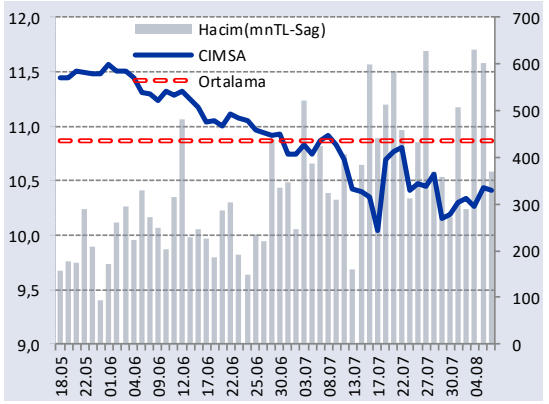

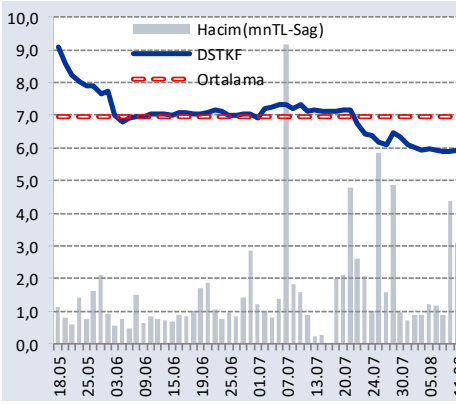

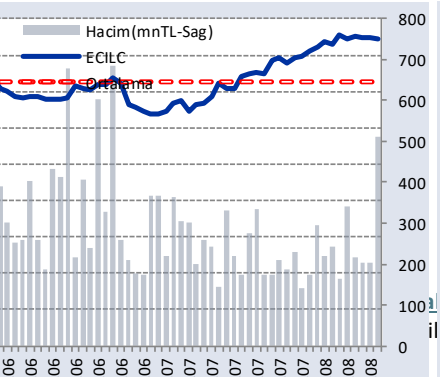

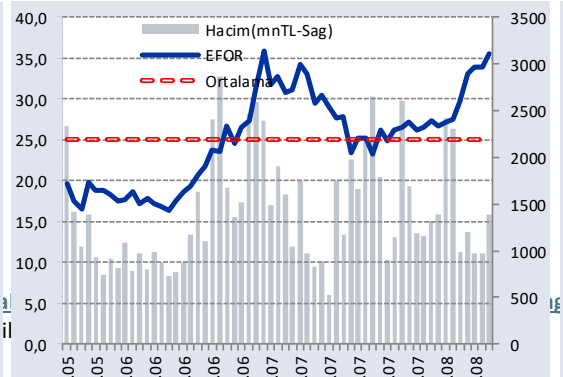

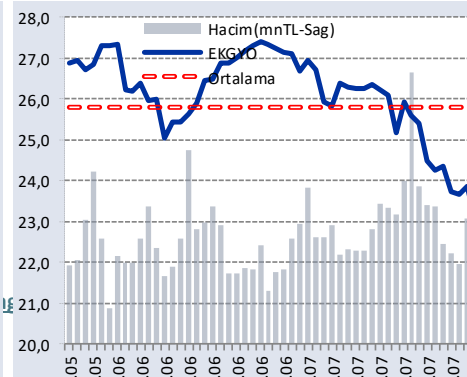

YABANCI ORANI GRAFİKLERİ BIST-50 İÇİN

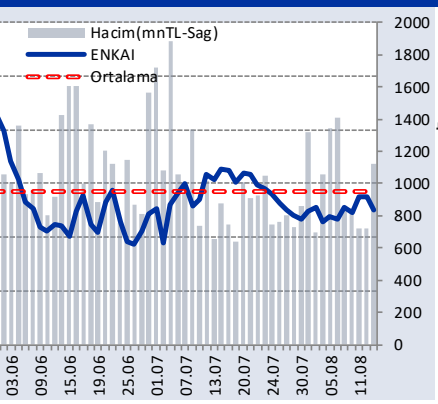

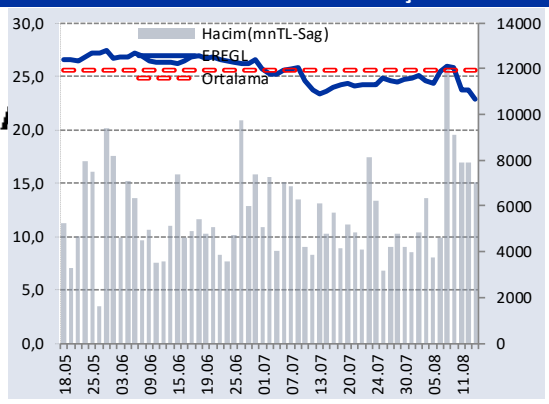

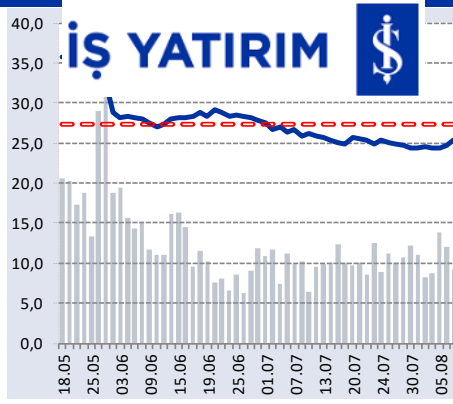

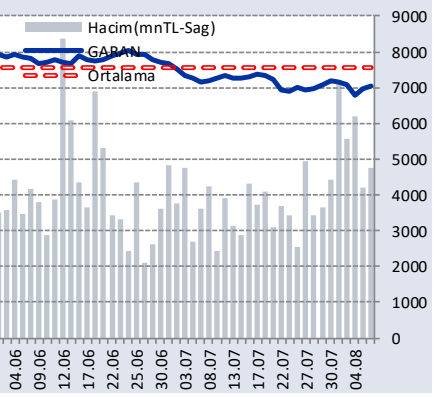

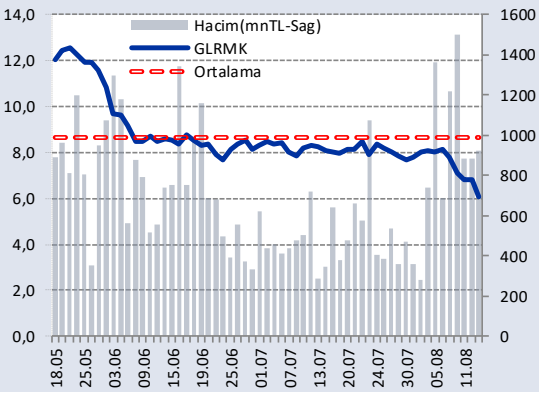

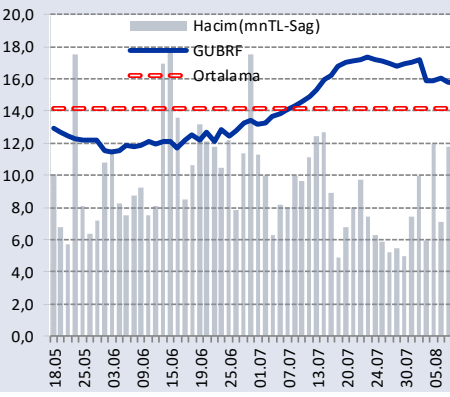

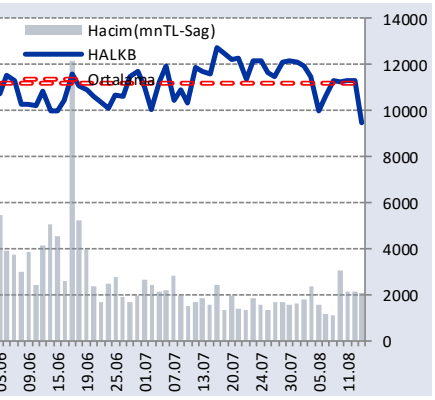

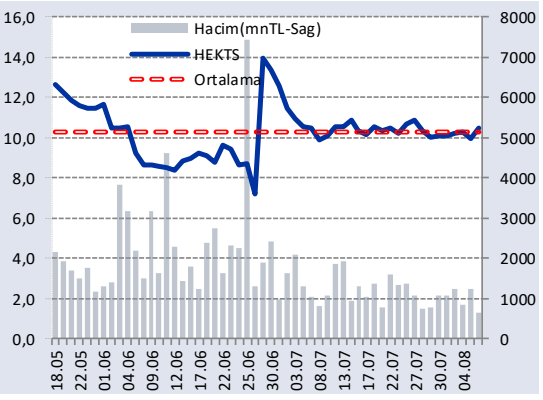

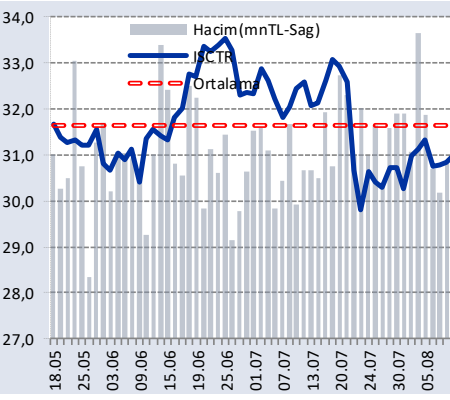

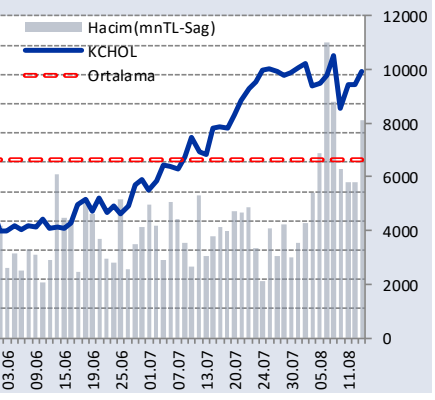

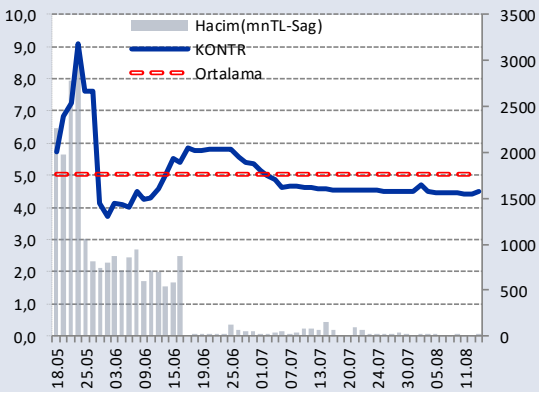

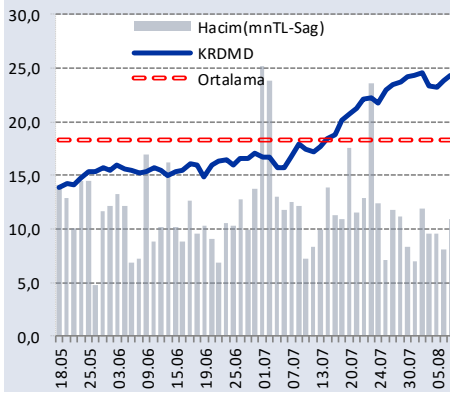

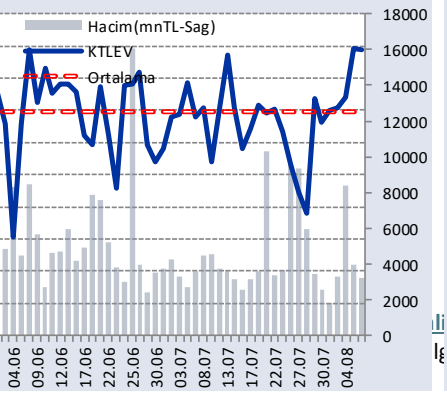

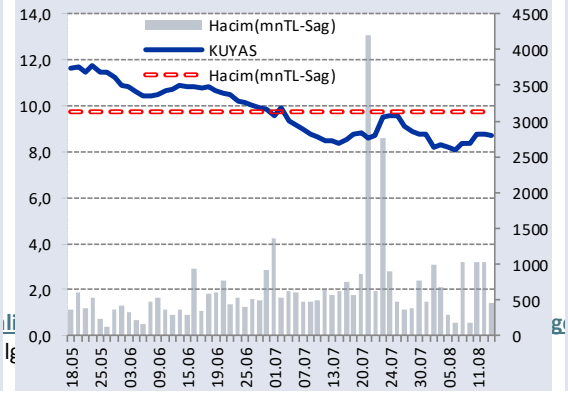

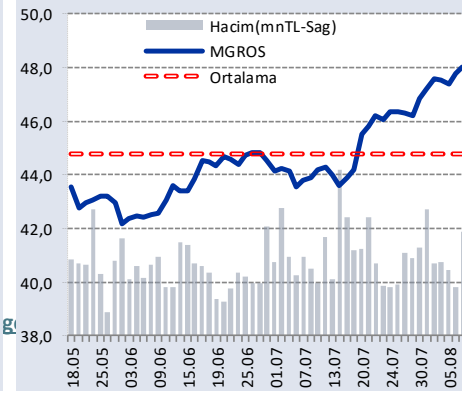

YABANCI ORANI GRAFİKLERİ BIST-50 İÇİN

İŞ YATIRIM

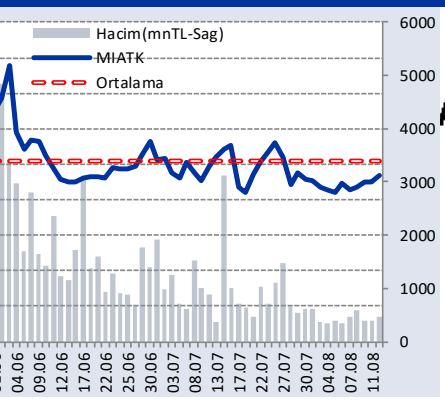

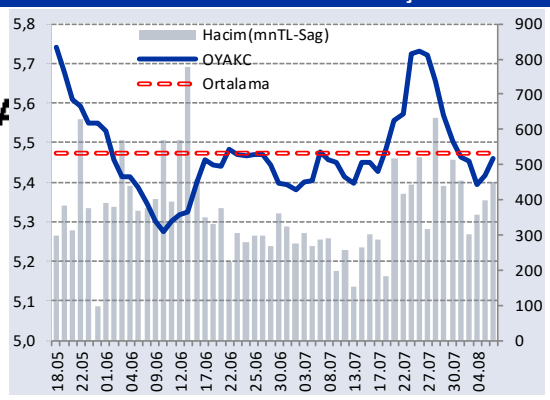

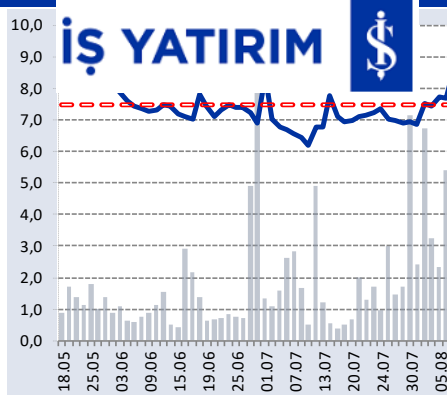

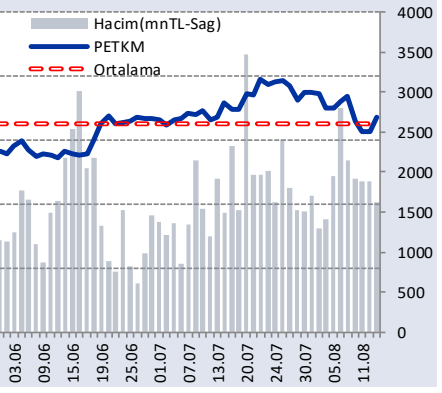

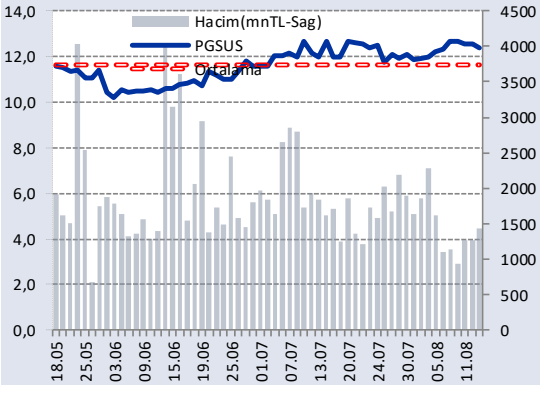

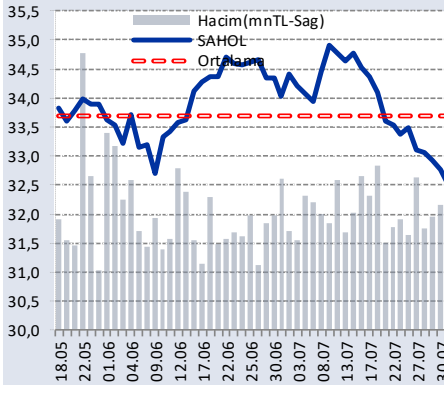

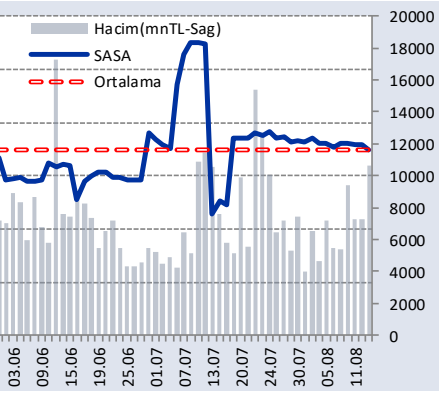

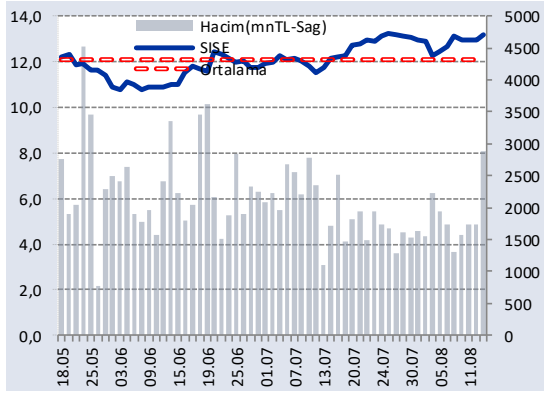

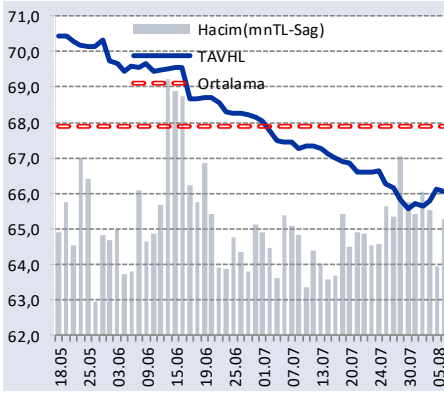

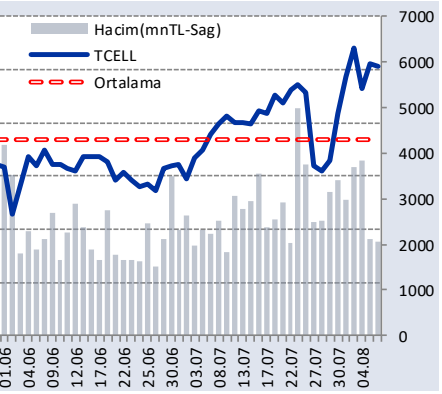

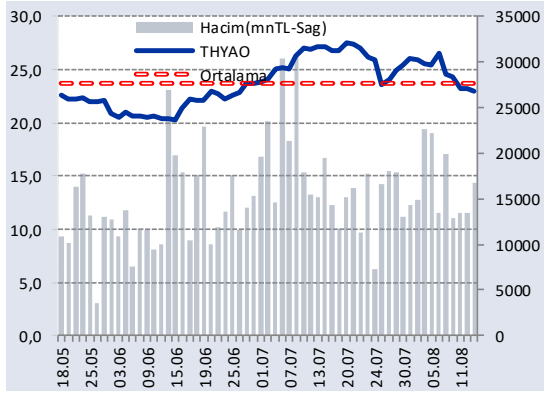

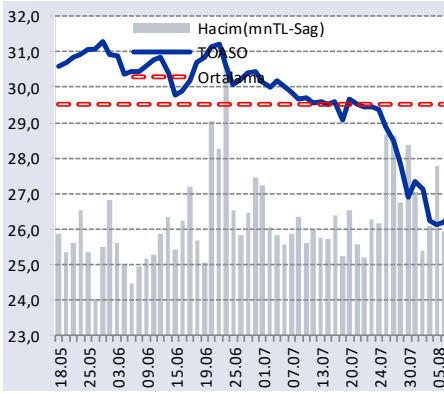

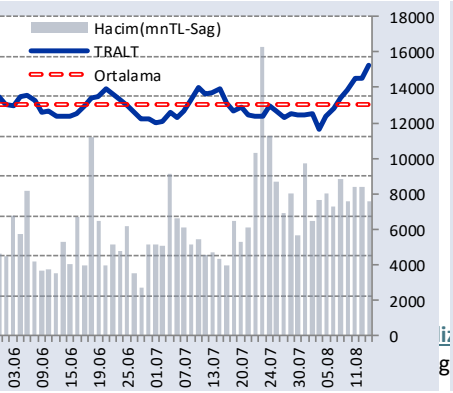

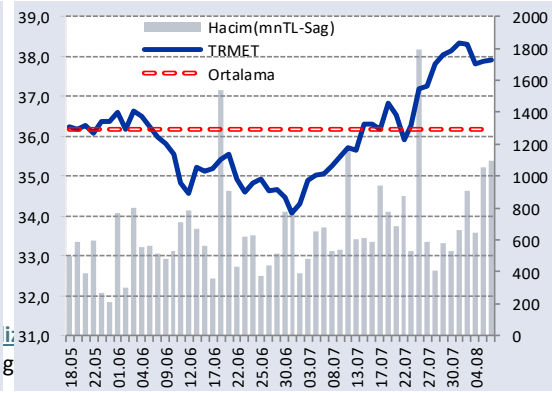

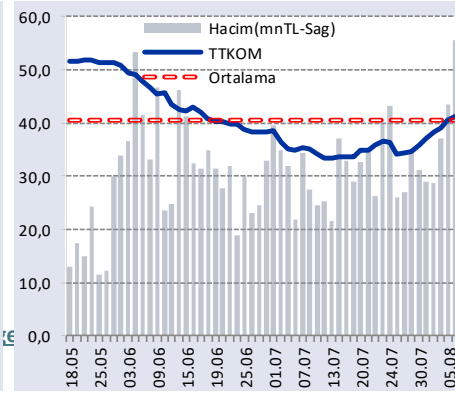

YABANCI ORANI GRAFİKLERİ BIST-50 İÇİN

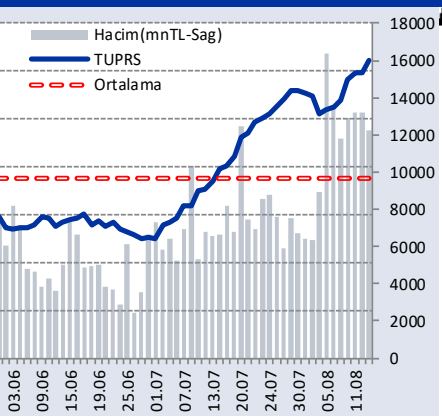

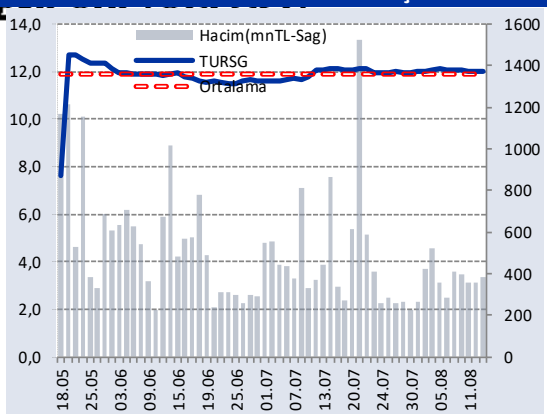

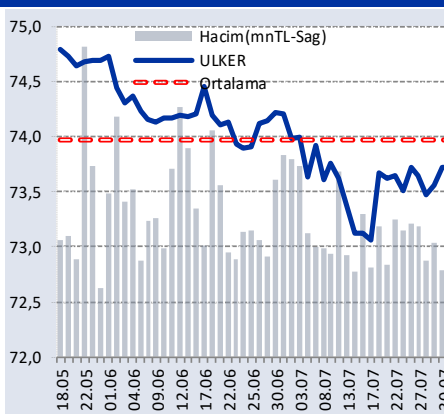

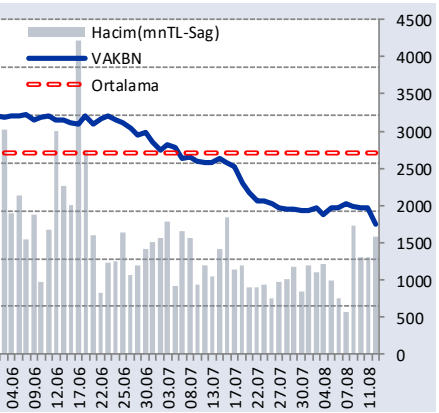

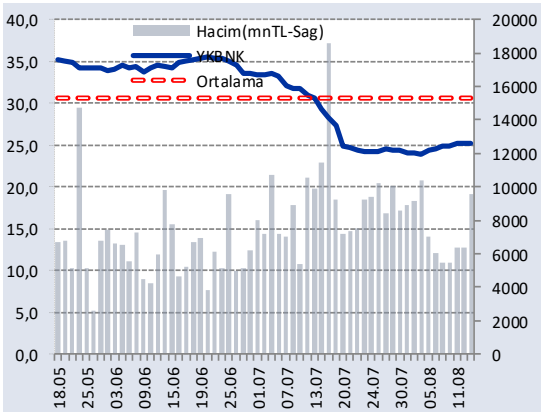

Bilgilendirme notu: Seçilmiş aracı kurumların takas toplamları ile hesaplanmaktadır. Farklı kurumlarda tutulan yabancı takasları olabilir, bu durum hisseler için hesaplanan oranlarda farklılıklar yaratabilir.

Öneri bilgilendirmesi: İş Yatırım Menkul Değerler A.Ş.'nin (İş Yatırım) BIST'te halka açık şirketler için AL, TUT ve SAT yönündeki önerileri BIST-100 endeksinin (endeks) beklenen getirisine göre değerlendirilmektedir. Tüm bu öneriler İş Yatırım Araştırma Bölümü analistleri tarafından şirketlerin ileride elde edeceği tahmin edilen kârları, nakit akımları ve bilançolarına göre bağımsız olarak değerlendirilir. Ek olarak, analistler koşulların elverişsiz olduğu veya doğru değerlendirme yapmanın mümkün olmadığı durumlarda bazı hisse senetleri için geçici olarak GÖZDEN GEÇİRİLİYOR önerisi verebilirler. Münferit her şirket için yatırım önerisi sırasıyla belirtilen şu kriterlere göre değerlendirilir;

İŞ Yatırım Hisse senedi tavsiye metodolojisi:
Artış Potansiyeli > %25 : AL
%10 < Artış Potansiyeli < %25 :TUT
Artış Potansiyeli < %10 : SAT

Her sınır değeri için analist +/- %5 kanaat kullanabilmektedir.

Burada yer alan bilgiler İş Yatırım Menkul Değerler A.Ş. tarafından bilgilendirme amacı ile hazırlanmıştır. Yatırım bilgi, yorum ve tavsiyeleri yatırım danışmanlığı kapsamında değildir. Yatırım danışmanlığı hizmeti; aracı kurumlar, portföy yönetim şirketleri, mevduat kabul etmeyen bankalar ile müşteri arasında imzalanacak yatırım danışmanlığı sözleşmesi çerçevesinde sunulmaktadır. Burada yer alan yorum ve tavsiyeler, yorum ve tavsiyede bulunanların kişisel görüşlerine dayanmaktadır. Herhangi bir yatırım aracının alım-satım önerisi ya da getiri vaadi olarak yorumlanmamalıdır. Bu görüşler mali durumunuz ile risk ve getiri tercihlerinize uygun olmayabilir. Bu nedenle, sadece burada yer alan bilgilere dayanarak yatırım kararı verilmesi beklentilerinize uygun sonuçlar doğurmayabilir.

Burada yer alan fiyatlar, veriler ve bilgilerin tam ve doğru olduğu garanti edilemez; içerik, haber verilmeksizin değiştirilebilir. Tüm veriler, İş Yatırım Menkul Değerler A.Ş. tarafından güvenilir olduğuna inanılan kaynaklardan alınmıştır. Bu kaynakların kullanılması nedeni ile ortaya çıkabilecek hatalardan İş Yatırım Menkul Değerler A.Ş. sorumlu değildir.